

Time Flight	From	Hall	Status	Time Flight	From	Hall	Status	Time Flight	From	Hall	Status	Time Flight	From	Hall	Status
18:00 UA 869	Denver	A	Est at 19:23	19:10 AE 845	Kaohsiung	Cancelled		20:25 CZ 357	Yinchuan	A		22:00 AC 907	Seoul/ICN	A	
18:10 KA 951	Qingdao	A	Est at 19:26	19:10 CX 451	Tokyo	B	Est at 19:21	20:30 UO 4122	Gulim	A	Est at 20:16	22:00 YH 732	Hanoi	B	
18:15 AE 1821	Tai Chung	A	At gate 18:01	19:10 SQ 868	Singapore	A	At gate 19:06	20:40 CA 117	Beijing	A	Est at 20:30	22:05 CX 104	Adelaide	B	
18:15 ET 608	Addis Ababa	B	Delay	19:15 QF 085	Melbourne	A	Est at 19:19	CX 6117				22:05 CX 502	Manila	B	
18:15 QF 127	Sydney	A	At gate 18:06	19:20 CZ 5997	Xiamen	A	At gate 19:01	20:40 PR 310	Manila	A	Est at 20:21	22:05 CA 321	Shenyang	A	
18:20 BR 871	Taipei	Cancelled		19:25 TG 630	Bangkok	B	At gate 19:14	BA 4568	Denpasar	B	Est at 20:22	22:05 KA 969	Beijing	A	
18:20 CI 803	Taipei	Cancelled		19:30 3K 695	Singapore	A	Est at 19:37	20:50 AA 6115	Tokyo	B	Est at 20:23	22:10 CA 991	Tokyo	B	
18:25 CA 427	Chengdu	A	At gate 18:15	19:30 UO 607	Osaka/Kansai	A	At gate 19:10	20:50 CX 581	Sapporo	B	Est at 20:44	22:10 CA 600	Tokyo	B	
JCX 6127				19:35 MU 8927	Shanghai	B	Est at 19:23	20:50 JX 776	Jakarta	B	Est at 20:32	22:10 CA 107	Beijing	A	
18:25 RA 409	Kathmandu	B	At gate 17:58	19:40 CX 535	Nagoya	B	Est at 19:41	BA 4574				22:10 CA 107	Beijing	A	
18:30 AC 007	Vancouver	B	At gate 19:00	19:40 FM 711	Shanghai	A	Est at 19:41	20:55 BA 4550	Auckland	B	Est at 20:36	22:15 NW 911	Detroit	A	
18:30 MU 509	Shanghai	A	At gate 18:58	19:45 CX 549	Tokyo	B	Landed 19:09	21:00 CX 401	Taipei	Cancelled		22:20 CA 107	Beijing	A	
18:35 CZ 3031	Gulim	Cancelled		19:45 SK 8604	Bangkok	B	Est at 19:36	21:00 JL 5115	Osaka/Kansai	B	Est at 20:30	22:20 CA 107	Beijing	A	
18:40 5J 118	Manila	B	At gate 18:34	19:50 BR 857	Taipei	Cancelled		21:05 CX 6863	Shanghai	A	Est at 21:07	22:20 CA 107	Beijing	A	
18:40 CX 679	San Francisco	B	At gate 18:28	19:55 AY 5842	Singapore	B	Est at 19:45	21:10 CX 6811	Xiamen	B		22:25 UO 603	Osaka	A	
18:45 CA 115	Beijing	A	At gate 18:40		Bangkok			21:15 CX 6825	Fuzhou	A		22:30 CA 107	Gulim	B	
KA 1115				19:55 CX 839	Vancouver	B	Est at 20:03	21:35 CX 6847	Shanghai	Cancelled		22:30 CA 107	Gulim	B	
18:45 CI 642	Bangkok	A	At gate 18:33	20:00 CX 734	Singapore	B	Est at 19:40	21:35 CX 6847	Shanghai	Cancelled		22:30 CA 107	Gulim	B	
18:45 FM 811	Shanghai	Cancelled		20:00 CX 518	Manila	B	Est at 19:26	21:35 CX 6847	Shanghai	Cancelled		22:30 CA 107	Gulim	B	
18:50 87 173	Tai Chung	A	At gate 18:33	20:00 KA 909	Beijing	A	Est at 20:04	21:40 OX 200	Bangkok	Cancelled		22:35 CA 107	Gulim	B	
18:50 CO 099	Newark	B	At gate 18:58	CX 6881				21:45 CX 724	Kuala Lumpur	B	Est at 21:36	22:35 CA 107	Gulim	B	
18:50 CX 831	New York/JFK	B	Est at 19:29	20:05 CX 531	Nagoya	B	Est at 19:32	AA 6098				22:40 CA 107	Gulim	B	
18:55 CX 885	Los Angeles	B	At gate 18:58	20:05 CX 6831	Shanghai	A	Est at 20:20	21:45 EX 380	Dubai	A	Est at 21:33	22:40 CA 107	Gulim	B	
19:00 8C 8271	Wuhan	B	At gate 18:44	20:05 RJ 182	Amman	B	Est at 19:57	21:55 CX 639	Delhi	B	Est at 22:00	22:40 CA 107	Gulim	B	
19:00 UO 231	Shanghai	A	Landed 19:13	20:10 CI 617	Taipei	Cancelled		21:55 AA 5824	Tokyo	A	Est at 21:51	22:40 CA 107	Gulim	B	
19:00 UO 782	Bangkok	Cancelled		20:10 CX 6827	Changsha	A	Est at 20:02	21:55 KA 431	Kaohsiung	B		22:40 CA 107	Gulim	B	
19:05 KA 841	Chongqing	B	At gate 18:47	20:15 MF 8019	Wuyishan	A	Est at 19:53	21:55 AF 8075	Sydney	A	Est at 21:36	22:40 CA 107	Gulim	B	
CA 6505				20:20 AK 078	Kuala Lumpur	A	Est at 20:13	21:55 VS 201	Sydney	B	Est at 21:17	22:40 CA 107	Gulim	B	
19:05 KA 875	Shanghai	Cancelled		20:20 CX 102	Brisbane	B	Est at 19:59	22:00 CX 100	Sydney	B	Est at 21:44	22:45 HX 528	Ho Chi Minh	A	

# PRO-AV CATALOGUE

## 2018 - 2019





# About Vogel's

What began as a personal quest for perfection has evolved into an internationally successful company that manufactures a highly distinctive range of mounts and support systems for audio and video equipment. Vogel's products combine versatile functionality and robust performance with sleek design.

Since 1973, Vogel's solutions have been based on the talent and commitment of people who care passionately about the products they create and the customers who use them. Since developing the world's first loudspeaker mount in 1973, we have produced a steady stream of award-winning solutions that make people's lives more enjoyable.

Quality is one of our most important criteria. That's why our products meet the strictest industry norms for quality and safety. We only use premium materials of the highest quality. All products for the professional market are tested to bear at least 5 times the indicated load.

Our products stand out because of our eye for detail when it comes to design. We are proud to have developed many innovative and award-winning products for both new and existing AV technologies.

**Vogel's offers mounting solutions for:**

- Displays
- Monitors
- Tablets
- Projectors
- Video conferencing systems

You will find Vogel's everywhere: not only in living rooms, bedrooms and kitchens, but also in major airports, shopping centers, restaurants, hotels, football stadiums and hospitals. All products are developed to provide an extra dimension of personal comfort for today and tomorrow.

Gerdi Vogels  
CEO Vogel's Products BV



# Table of content

<b>Display mounts</b>	
<b>Ceiling mounts</b>	
Connect-it ceiling kits	12
Connect-it modular components	14
Height adjustable ceiling mounts	26
9000 Series	28
<b>Wall mounts</b>	
Connect-it modular components	32
900 Series	36
2000 Series	39
3000 Series	41
NEXT design mount	43
Wall mounts for XXL displays	44
4000 Series	47
6000 Series	51
Modular wall mounts for extra large displays	55
Pop-out video wall system	56
Wall mount supports for LED video walls	58
Medical wall mounts	62
<b>Motorized</b>	
Wall mounts	64
Trolleys	65
Motorized solution kits	67
Touch table	68
Display lift	70
Display lift kits	72
<b>Trolleys and floor stands</b>	
Connect-it trolleys and floor stands	73
Connect-it floor kits	75
Universal video wall solutions	84
Universal video wall kits	90
Video conferencing	92
Video conferencing loudspeakers	97
Trolleys and floor stands	99
<b>Monitor mounts</b>	106
<b>Tablet mounts</b>	
<b>Secure tablet enclosures</b>	109
Dedicated TabLock®	109
Universal TabLock®	111
Colour your world	112
Accessories	113
<b>Projection</b>	
<b>Projector lift systems</b>	114
<b>Projector ceiling mounts</b>	115
<b>General</b>	
About Vogel's	2
About Connect-it modular components	8
Article index	125
Vogel's NSO's and business partners	126



# What makes Vogel's so special?



## Design/styling

Vogel's stands out from the competition by its unique and timeless design. It comes as no surprise that Vogel's continues to win design awards all over the world and of course the beautiful design is combined with very sophisticated functionality.

## Quality and safety

All Vogel's products comply with the highest industry standards for quality and safety. Only the best quality materials are used. Most products for professional use are developed to carry at least 5 times the specified weight.

## Innovative

Time after time Vogel's introduces innovative and award winning products for both existing and new technologies. In the past years we have successfully introduced the Connect-it Series - modular ceiling solutions for small to extra large displays, THIN Series - wall mounts for LED displays, Universal Tablet Mounting System and a quick and easy to install modular Video wall solution. And this year there is more to come!

## Provider of complete solutions

A complete range of mounting solutions for both projectors and displays. From simple to advanced. From static to electronically operated. Vogel's has a solution for every AV mounting application. A one-stop shop.



PUC 1060 + PUC 2508  
PFB 3405 + PFS 3304

# Vogel's - the expert

## Global specialist

For more than 40 years, Vogel's has been the global specialist in mounting solutions for AV equipment. Vogel's products have consistently proven their worth in locations around the world. From major airports and shopping centres to football stadiums and hospitals.

## Innovative design and technology

Vogel's AV equipment seamlessly integrates technology, safety and the very best design. Vogel's has become a market leader through a constant flow of innovations. These include our patented CIS® Cable Inlay System, the Autolock® locking system and the use of aluminium.

## Quality and safety guaranteed

Quality and safety are the number one priorities for all Vogel's products. Safety is extremely important and is often a pre-requisite, particularly for professional use in public buildings. Most Vogel's products for professional use comply with the TÜV/GS safety standards. For maximum mounting safety all Vogel's products come with top quality Fischer plugs.



# Product development

For more than 40 years an extensive team of industrial designers and product developers has built up a vast amount of experience and specialist knowledge when it comes to materials, functional requirements, ergonomics and production processes. All this knowledge comes together to test the feasibility and consider all possible options, before a project is started.

The next step is for the design team to develop several concepts. The foundation of the design is always based on the distinctive Vogel's design, quality and innovation. A prototype of the best concept is then developed and exhaustively tested using the most advanced methods and finally leads to the actual production models.





# The Quality Signature



There is a big difference between buying a mount or stand and choosing a Vogel's. The first activity involves looking around. Searching for something that attaches a TV, loudspeaker, tablet or projector to the wall, ceiling or floor. But choosing a Vogel's is something else altogether. It means you don't simply want to mount a device to save space or keep it from falling on the ground. It signifies you're not just looking for a piece of metal you want to hide behind a nicely designed TV, interactive tablet or high-end projector, but a smart solution that is just as much beautifully designed as it is functional. A product that carries a device, protects it and is easy to install. A stage for the entertainment or experience each device promises to deliver.

Thoughtfully crafted, a Vogel's solution guarantees these 5 elements that define The Quality Signature:

- Ease-of-use
- Design
- Innovation
- Reliability
- Ease-of-installation

## Quality guaranteed

All guarantee terms and conditions can be found on our website [www.vogels.com/professional](http://www.vogels.com/professional) and in the packaging of the products themselves.



2 year guarantee on all projector lift systems



5 years guarantee on all Vogel's professional products (including motorized products)



Life time guarantee applies to all Consumer products (excluding electrical components)

# What does TÜV and Fischer mean for you?

Professionals around the world trust the innovative products, materials and services by Fischer for mounting solutions. We have chosen the Fischer wall plugs because of their great expertise. This is reflected in the high quality of their products and possibilities for different wall types.

The TÜV NORD label is additional confirmation that Vogel's products are safe. All Vogel's products for the consumer market and the professional market are tested thoroughly, so they meet the strict requirements of this certification agency. TÜV NORD is an independent certification authority for products and manufacturing processes. They carry out independent quality and safety tests and are recognised globally as the label of excellent quality.

Almost all Vogel's products carry the TÜV NORD label. Vogel's has this voluntary certification carried out as additional proof that its products are safe. Part of this process is an accelerated sustainability test. All certified products for professional use are tested to carry at least 5 times the indicated weight without collapsing (deformation is possible).



## Pro-AV Mount Advisor gives you the exact solution you need!

### Pro-AV Mount Advisor

Vogel's has developed the Pro-AV Mount Advisor. The product range of Vogel's consists of an extensive number of (modular) products. It is possible to compose a solution for nearly every application. Check out the Pro-AV Mount Advisor on the Vogel's website [www.vogels.com/professional](http://www.vogels.com/professional).

It will help you to quickly find the correct solution for your installation. In a few steps you can find the exact solution you need. With the Pro-AV Mount Advisor you will save a lot of time!

It's a great help for everybody looking for the perfect Vogel's solution. Once you have your configuration complete, send it as a PDF file by e-mail to a customer, a colleague or to your Vogel's contact. Check the Vogel's Pro-AV Mount Advisor now and spread the word!



Configure your solution in just a few easy steps!

## TRY NOW!

[www.pro-avmountadvisor.com](http://www.pro-avmountadvisor.com)



# Connect-it modular concept



## Limited components, unlimited possibilities

Vogel's Professional offers a complete range of universal ceiling, wall and floor solutions for small to extra large displays.


The modularity of Connect-it is unique. With only a few standard components you can create solutions for almost every situation. From basic, single display solutions to more complex, multiple display solutions such as back-to-back, side-by-side, and even floor to ceiling. The Connect-it Series has been extended with a complete range of trolleys and floor stands. With Connect-it you can create your own custom installation without any concessions.

## Universal modular display interface for all ceiling and floor solutions

The modular display interface consists of two separate components: an interface bar and a set of two interface display strips. The interface bar is for the horizontal display fitment and the interface display strips are for the vertical fitment. This creates the perfect fitment for any display.

### Key features

- Flexible modular system
- Multiple display mounting with standard components
- Modular display interface for a perfect fit
- CIS® easy accessible and large cable management
- Limited components, unlimited possibilities



### Interface bars

The horizontal fitment determines the length of the interface bar and is available in 8 different lengths from 290 to 3315 mm.

### Interface display strips

The vertical fitment determines the length of the 2 interface display strips and is available in 4 different lengths from 295 to 830 mm.

# Connect-it ceiling

Depending on the situation you select the right ceiling plate and pole length needed. The modular display interface can be selected based on the fitment of your display. With the standard Connect-it components it is also possible to create a diversity of multiple displays solutions; back-to-back, side-by-side, etc. All of this including the well-known ease-of-installation features.



# Connect-it wall

Vogel's Professional introduces a modular video wall solution, especially designed for professional displays. With this modular concept, based on Connect-it, you can create a video wall solution for almost every set-up. Once the displays are in place, the built in service position makes it possible to easily connect cables to the displays. The service position also allows each individual display to be removed for maintenance or replacement. Even if the display is in the middle of the video wall.



# Connect-it floor

## Stands and trolleys

Flexibility is the key feature of the Connect-it trolley and stand range, from a basic single to any imaginable multiple solution. Creating a video conferencing floor solution is easy with the standard components and the wide range of accessories. With Connect-it floor you can create your own custom set-up.



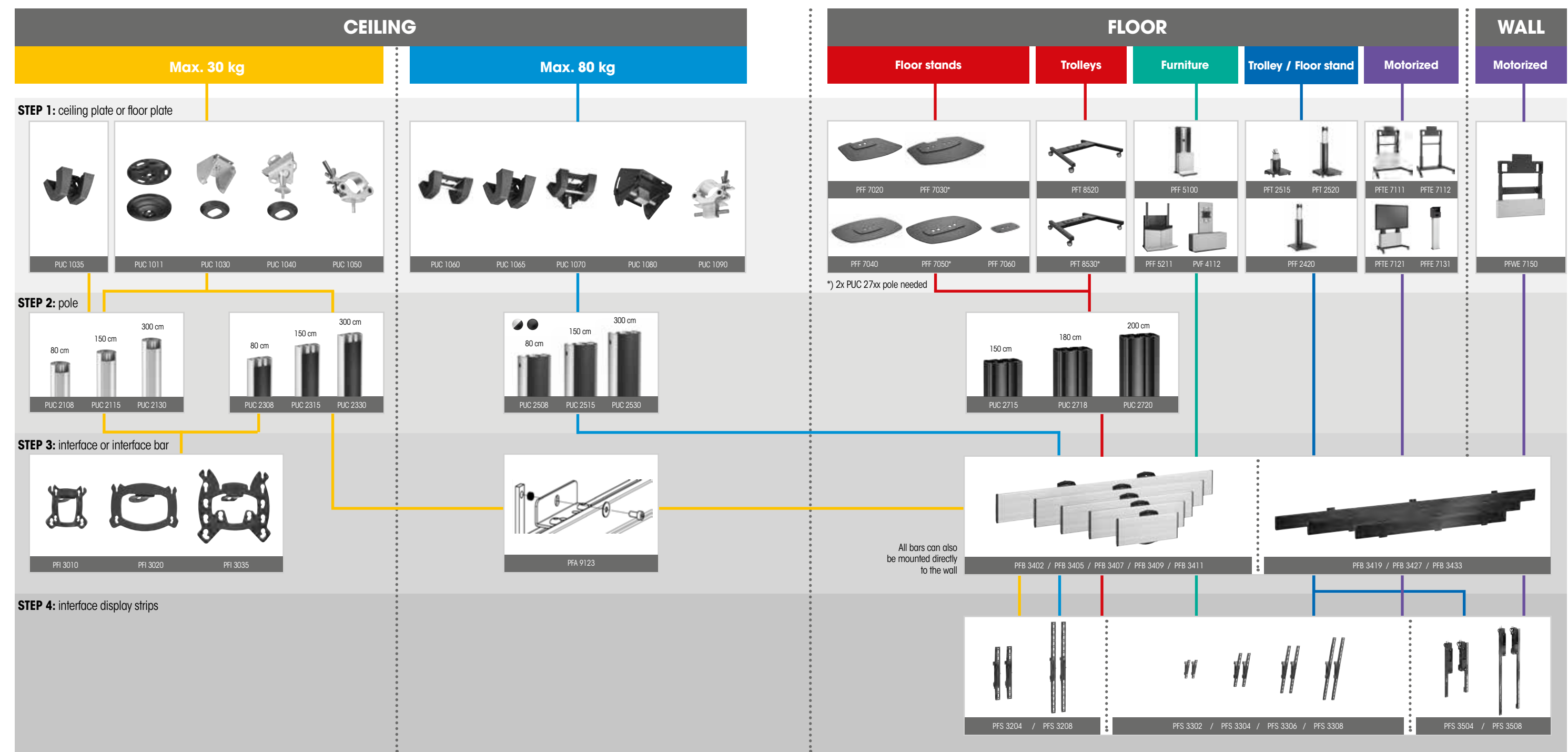
## Connect-it accessories

To complete your installation the Connect-it Series offers a wide range of accessories. Thanks to the nut channel in the poles it makes it possible to exchange the accessories with the Connect-it ceiling solutions, floor stands but also with the Connect-it trolleys. By its versatile use it is possible to create the best solution for any place, any composition, etc. For accessories see pages 82-83.





# Connect-it product overview



## Explanation of colour use:

To make the correct Connect-it product combination, please use products and accessories marked with the same colour.

Yellow Ceiling ≤ 30 kg Blue Ceiling ≤ 80 kg Red Floor Green Furniture Purple Motorized

		Floor stands					Trolleys	
		back-to-back			floor mounting			
Pole	Length	PFF 7020	PFF 7030	PFF 7040	PFF 7050	PFF 7060	PFT 8520	PFT 8530
PUC 2715	1,5 m	105 kg	160 kg	2x 80 kg	2x 100 kg	(2x) 150 kg	105 kg	160 kg
PUC 2718	1,8 m	80 kg	160 kg	2x 60 kg	2x 80 kg	(2x) 150 kg	80 kg	160 kg
PUC 2720	2,0 m	60 kg	120 kg	2x 40 kg	2x 65 kg	(2x) 150 kg	60 kg	150 kg



# Maximum flexibility!

## Flexibility to a higher level! Vogel's Professional introduces Connect-it kits!

Connect-it is the modular system for mounting solutions for ceiling, wall and floor. Modular, because we strongly belief in offering solutions instead of products for the professional market. With a limited number of components, almost unlimited solutions can be created.

Today we are very successful with Connect-it and it's modularity. Nevertheless, we also see a need for simple, standard solutions in the market. Vogel's Professional is proud to be able to fulfill both needs now. We created a number of kits, to make the life of the reseller, installer and of the end user easier. Order just 1 article number if you need a more standard solution. Easy to understand and time saving! To stay as flexible as possible, the components will be delivered separately (modular). Together with the Pro-AV Mount Advisor, we have created another tool to support you with the selection of the perfect Vogel's Professional mounting system, by introducing these kit codes. We expect that this will meet your needs whenever and wherever you need it.

How does it work? Our codes are built up based on the type of solution (C for a flat ceiling, CT for ceiling with turn possibilities etc.) together with the pole length and fitment. If you need a ceiling solution (C) with a 1.50 meter pole (15) and a 400 x 400 fitment (44), you just order the C1544, and that's it! Are you looking for a ceiling mount (C) with a 3.00 meter pole (30) and a 600 x 400 fitment (64), just go for the C3064.



### EFC 6215 Display ceiling mount

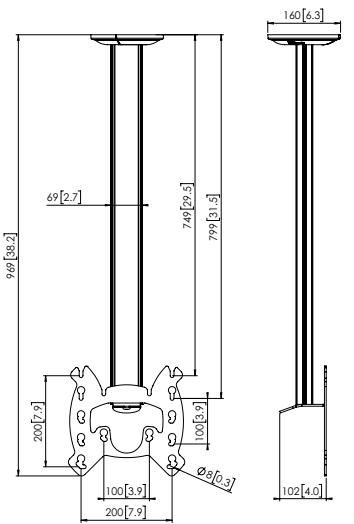


SIZE 58-107 cm / 23-42"

MAX. 30 kg / 66 lbs



- Ceiling plate suitable for flat ceilings
- Tilt function: 0-10-20°
- Levelling function
- Double Cable Inlay System (CIS®)
- Cover included
- VESA 100 x 100, 200 x 100, 200 x 200 mm



mm (inch)

## Connect-it ceiling mount kits

### Single display < 65" Fixed ceiling plate, for flat ceilings



SIZE < 65"

MAX. 80 kg / 176 lbs



#### Fitment 400 x 400 mm

- C0844**
- PUC 1060 ceiling plate
  - PUC 2508 pole 80 cm
  - PFB 3405 interface bar
  - PFS 3304 interface display strips

- C1544**
- PUC 1060 ceiling plate
  - PUC 2515 pole 150 cm
  - PFB 3405 interface bar
  - PFS 3304 interface display strips

- C3044**
- PUC 1060 ceiling plate
  - PUC 2530 pole 300 cm
  - PFB 3405 interface bar
  - PFS 3304 interface display strips



### Single display < 65" Ceiling plate for flat ceilings, 360° rotation function



SIZE < 65"

MAX. 80 kg / 176 lbs



#### Fitment 400 x 400 mm

- CT0844**
- PUC 1065 ceiling plate
  - PUC 2508 pole 80 cm
  - PFB 3405 interface bar
  - PFS 3304 interface display strips

- CT1544**
- PUC 1065 ceiling plate
  - PUC 2515 pole 150 cm
  - PFB 3405 interface bar
  - PFS 3304 interface display strips

- CT3044**
- PUC 1065 ceiling plate
  - PUC 2530 pole 300 cm
  - PFB 3405 interface bar
  - PFS 3304 interface display strips

### Single display ≥ 65" Fixed ceiling plate, for flat ceilings



SIZE ≥ 65"

MAX. 160 kg / 352 lbs



#### Fitment 600 x 400 mm

- CD1564**
- 2x PUC 1060 ceiling plate
  - 2x PUC 2515 pole 150 cm
  - PFB 3407 interface bar
  - PFS 3204 interface display strips
  - PFA 9126 bracket kit

- CD3064**
- 2x PUC 1060 ceiling plate
  - 2x PUC 2530 pole 300 cm
  - PFB 3407 interface bar
  - PFS 3204 interface display strips
  - PFA 9126 bracket kit

#### Fitment 800 x 400 mm

- CD1584**
- 2x PUC 1060 ceiling plate
  - 2x PUC 2515 pole 150 cm
  - PFB 3409 interface bar
  - PFS 3204 interface display strips
  - PFA 9126 bracket kit

- CD3084**
- 2x PUC 1060 ceiling plate
  - 2x PUC 2530 pole 300 cm
  - PFB 3409 interface bar
  - PFS 3204 interface display strips
  - PFA 9126 bracket kit

Configure your solution in just a few easy steps!


**TRY NOW!**  
[www.pro-avmountadvisor.com](http://www.pro-avmountadvisor.com)

With our modular components you can create every desired configuration, see pages 14 to 21.



PUC 1011

Ceiling plate fixed



SIZE

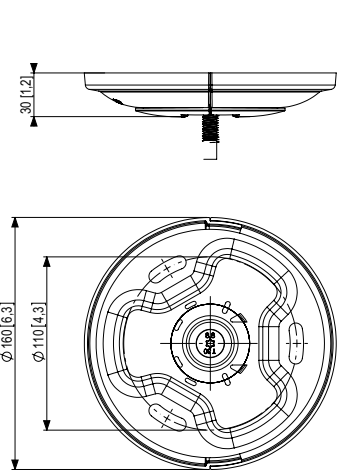
-

MAX.

(2x) 30 kg / (2x) 66 lbs (balanced)

- Ceiling plate suitable for flat ceilings
- Must be combined with PUC 21xx or PUC 23xx pole (see schedule pages 10-11)


Ceiling ≤ 30 kg



mm (inch)

PUC 1030

Ceiling plate turn and tilt



SIZE

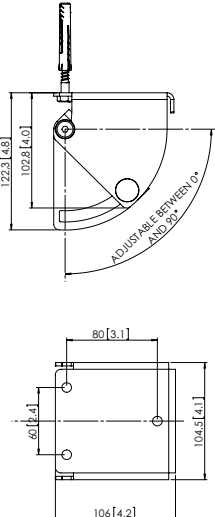
-

MAX.

(2x) 30 kg / (2x) 66 lbs (balanced)

- Ceiling plate suitable for inclined and flat ceilings
- Tilt up to 90°
- Cover included for false ceilings
- Must be combined with PUC 21xx or PUC 23xx pole (see schedule pages 10-11)


Ceiling ≤ 30 kg



mm (inch)

PUC 1035

Ceiling plate tilt



SIZE

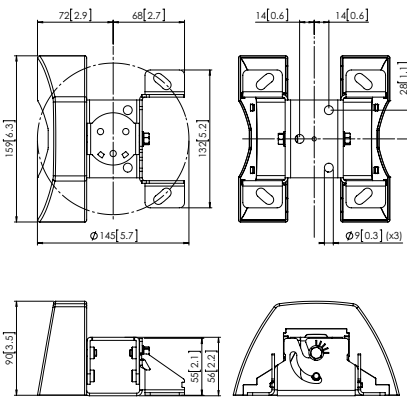
-

MAX.

30 kg / 66 lbs

- Ceiling plate suitable for inclined and flat ceilings
- Tilt up to 90°
- Cover included for false ceilings
- Positioning indicator for laser pointer
- Must be combined with PUC 21xx pole (see schedule pages 10-11)


Ceiling ≤ 30 kg



mm (inch)

PUC 1040

Ceiling plate multidirectional



SIZE

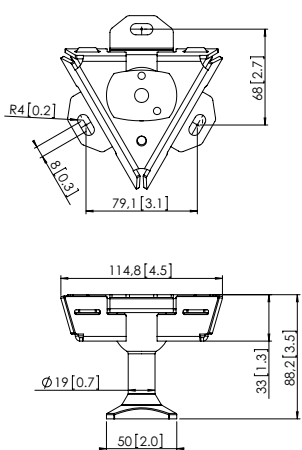
-

MAX.

(2x) 30 kg / (2x) 66 lbs (balanced)

- Ceiling plate suitable for inclined and flat ceilings
- Ball joint, multi directional
- Cover included for false ceilings
- Must be combined with PUC 21xx or PUC 23xx pole (see schedule pages 10-11)


Ceiling ≤ 30 kg



mm (inch)

PUC 1050

Truss adapter



SIZE

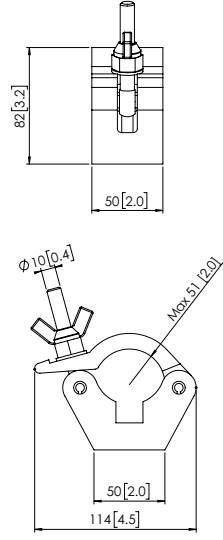
-

MAX.

(2x) 30 kg / (2x) 66 lbs (balanced)

- Adapter for attaching extension poles to 51 mm truss systems
- Must be combined with PUC 21xx or PUC 23xx pole (see schedule pages 10-11)

Ceiling ≤ 30 kg




mm (inch)



Modular display ceiling mounts Connect-it

PUC 1060

Ceiling plate fixed



SIZE

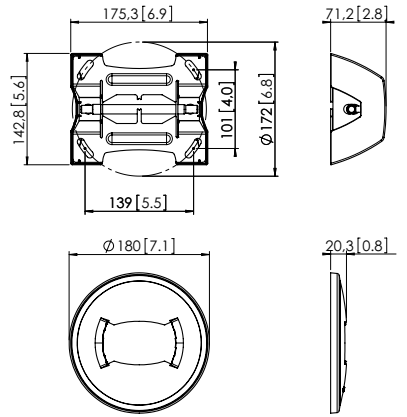
-

MAX.

(2x) 80 kg / (2x) 176 lbs (balanced)

- Ceiling plate suitable for flat ceilings
- Cover included for false ceilings
- Must be combined with PUC 25xx pole


Ceiling ≤ 80 kg



mm (inch)

PUC 1065

Ceiling plate turn



SIZE

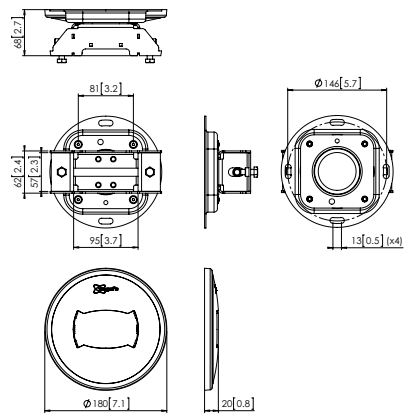
-

MAX.

(2x) 80 kg / (2x) 176 lbs (balanced)

- Ceiling plate suitable for flat ceilings
- 360° rotation for positioning of display
- Rotation lockable in any position
- Cover included for false ceilings
- Positioning indicator for laser pointer
- Must be combined with PUC 25xx pole


Ceiling ≤ 80 kg



mm (inch)

PUC 1070

Ceiling plate tilt



SIZE

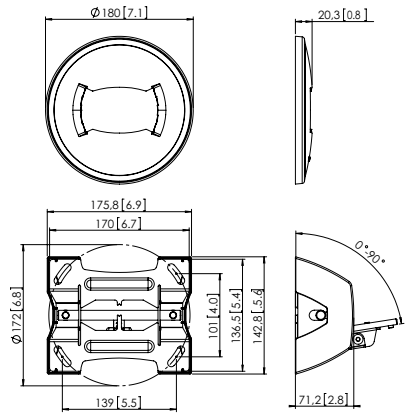
-

MAX.

(2x) 80 kg / (2x) 176 lbs (balanced)

- Ceiling plate suitable for inclined and flat ceilings
- Fixed display position to the ceiling plate
- Cover included for false ceilings
- Must be combined with PUC 25xx pole
- Slope 90°

Ceiling ≤ 80 kg




mm (inch)

Modular display ceiling mounts Connect-it

PUC 1080

Ceiling plate turn and tilt



SIZE

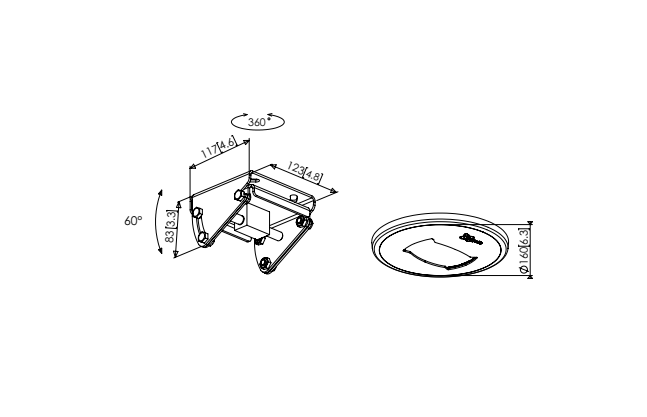
-

MAX.

(2x) 80 kg / (2x) 176 lbs (balanced)

- Ceiling plate suitable for inclined and flat ceilings
- Multi directional
- Cover included for false ceilings
- Slope 60°
- Must be combined with PUC 25xx pole
- 360° fine tuning


Ceiling ≤ 80 kg



mm (inch)

PUC 1090

Truss adapter



SIZE

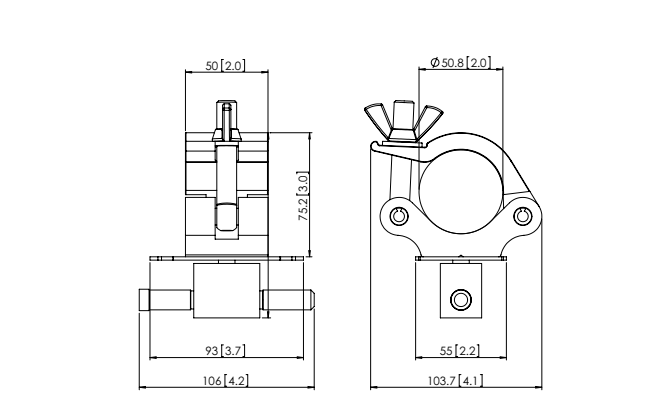
-

MAX.

(2x) 80 kg / (2x) 176 lbs (balanced)

- Truss adapter for 51 mm truss systems
- Must be combined with PUC 25xx pole

Ceiling ≤ 80 kg



mm (inch)




DISPLAY MOUNTS

CEILING

PUC 2108 / 2115 / 2130

Poles




SIZE


-

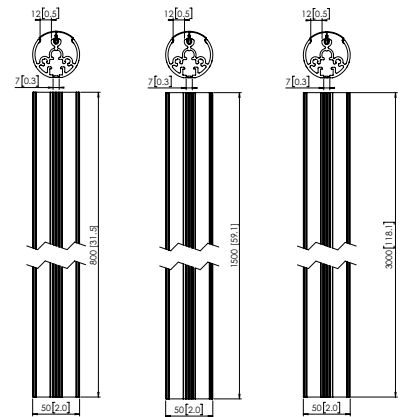
MAX.

30 kg / 66 lbs



- Poles PUC 21xx Series in 3 different lengths:
  - PUC 2108 (80 cm)
  - PUC 2115 (150 cm)
  - PUC 2130 (300 cm)
- Double cable management, CIS®
- Single display mounting
- Can be combined with PFI 3010 / 3020 / 3035 display interface (see schedule pages 10-11) or with PPC 1500 / PPC 2500 projector mount (see page 121)


 Ceiling ≤ 30 kg



mm (inch)

PUC 2308 / 2315 / 2330

Poles




SIZE


-

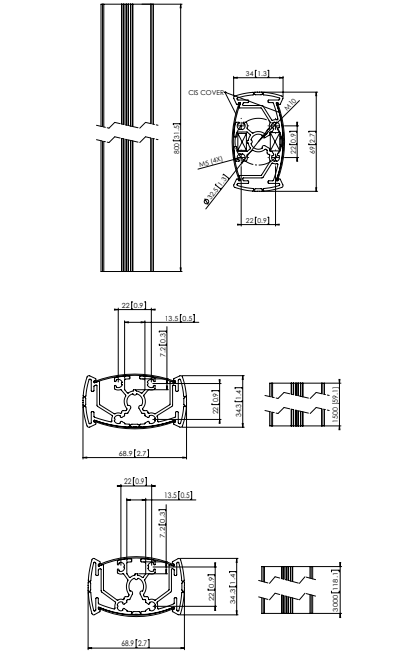
MAX.

(2x) 30 kg / (2x) 66 lbs (balanced)



- Poles PUC 23xx Series in 3 different lengths:
  - PUC 2308 (80 cm)
  - PUC 2315 (150 cm)
  - PUC 2330 (300 cm)
- Double cable management, CIS®
- Multiple display mounting
- Aluminium, easy to cut to length
- Max. 30 kg / 66 lbs per side
- Can be combined with PFI 3010 / 3020 / 3035 display interface (see schedule pages 10-11)


 Ceiling ≤ 30 kg



mm (inch)

PUC 2508 / 2515 / 2530

Poles




SIZE


-

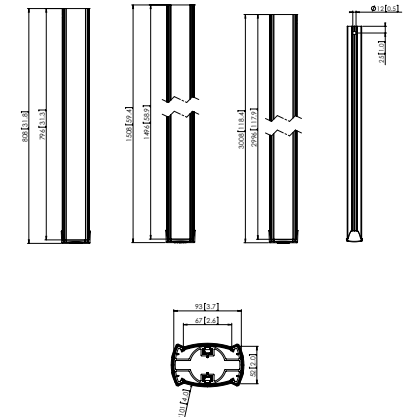
MAX.

(2x) 80 kg / (2x) 176 lbs (balanced)



- Poles PUC 25xx Series in 3 different lengths:
  - PUC 2508 (80 cm)
  - PUC 2515 (150 cm)
  - PUC 2530 (300 cm)
- Multiple cable management, CIS®
- Aluminium, easy to cut to length
- Multiple display mounting
- Included safety end cap
- Must be combined with PFB 34xx interface bar (see schedule pages 10-11)


 Ceiling ≤ 80 kg



mm (inch)

PFI 3010

Display interface




SIZE


38-58 cm / 15-23"

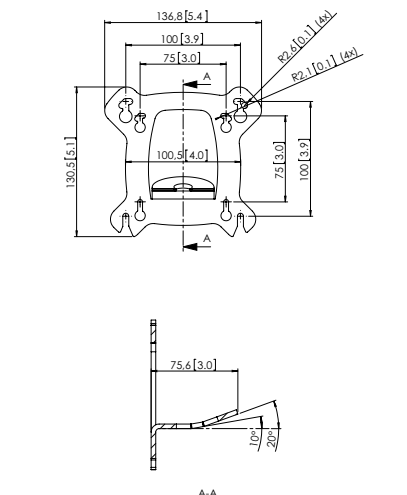
MAX.

30 kg / 66 lbs



- VESA: 75 x 75, 100 x 100 mm
- Tilt function: 0-10-20°
- Levelling function
- Fits on PUC 21xx and PUC 23xx poles


 Ceiling ≤ 30 kg



mm (inch)

PFI 3020

Display interface




SIZE


58-81 cm / 23-32"

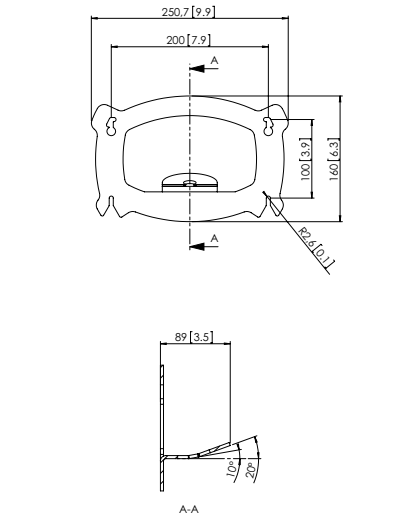
MAX.

30 kg / 66 lbs



- VESA: 200 x 100 mm
- Tilt function: 0-10-20°
- Levelling function
- Fits on PUC 21xx and PUC 23xx poles

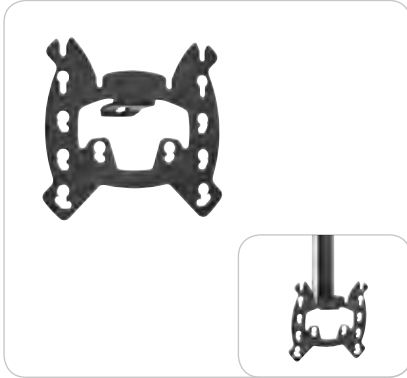
 Ceiling ≤ 30 kg



mm (inch)

PFI 3035

Display interface




SIZE


58-107 cm / 23-42"

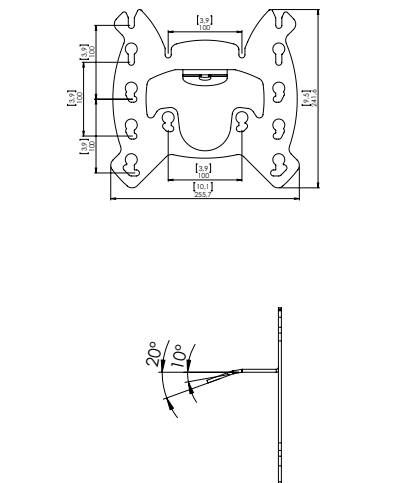
MAX.

30 kg / 66 lbs



- VESA: 100 x 100, 200 x 100, 200 x 200 mm
- Tilt function: 0-10-20°
- Levelling function
- Fits on PUC 21xx and PUC 23xx poles

 Ceiling ≤ 30 kg

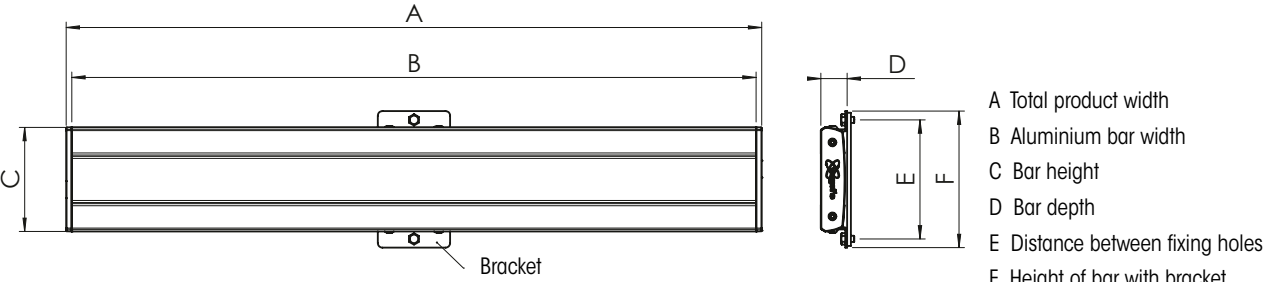



mm (inch)



PFB 3402 / PFB 3405 / PFB 3407 / PFB 3409 / PFB 3411 / PFB 3419 / PFB 3427 / PFB 3433

Display interface bar



A Total product width


B Aluminium bar width

C Bar height

D Bar depth

E Distance between fixing holes

F Height of bar with bracket



Ceiling ≤ 80 kg

Floor

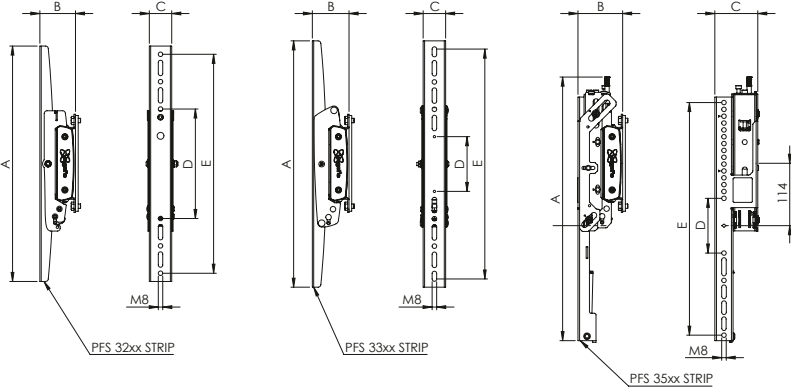
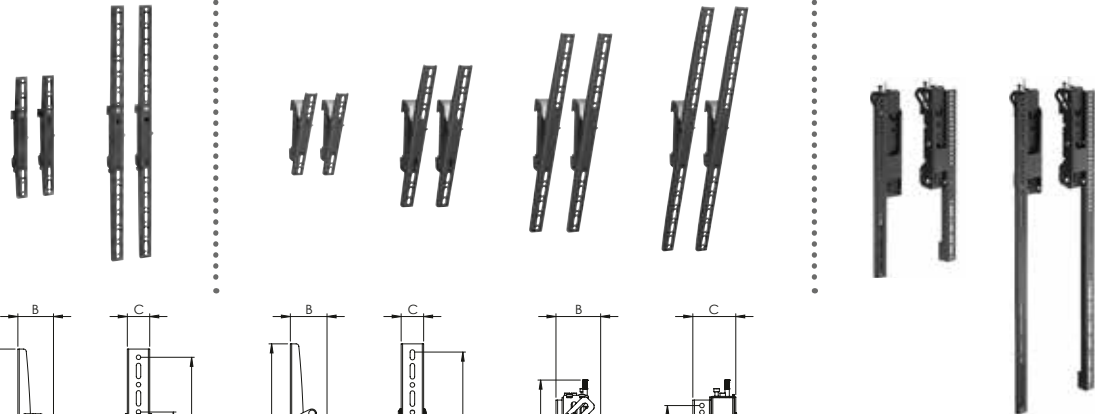
Furniture

Motorized

	Dimensions (mm)						Max. horizontal fitment			Depth of bar including strip			Brackets	Max. weight (kg)
	A	B	C	D	E	F	PFS 32xx	PFS 33xx	PFS 35xx	PFS 32xx	PFS 33xx	PFS 35xx		
PFB 3402	290	275	137	35	157	180	225	225	310	67	67	77-87	1	80
PFB 3405	515	500	137	35	157	180	450	450	535	67	67	77-87	1	80
PFB 3407	715	700	137	35	157	180	650	650	735	67	67	77-87	1	80
PFB 3409	915	900	137	35	157	180	850	850	935	67	67	77-87	1	80
PFB 3411	1175	1160	137	35	157	180	1110	1110	1195	67	67	77-87	2	160
PFB 3419	1915	1900	137	35	157	180	1850	1850	1935	67	67	77-87	3	160
PFB 3427	2765	2750	137	35	157	180	2700	2700	2785	67	67	77-87	3	160
PFB 3433	3315	3300	137	35	157	180	3250	3250	3335	67	67	77-87	3	160

PFS 3204 / PFS 3208 / PFS 3302 / PFS 3304 / PFS 3306 / PFS 3308 / PFS 3504 / PFS 3508

Display interface strips




A Strip height

B Depth of strip and bar

C Strip width

D Min. fitment

E Max. fitment



Ceiling ≤ 80 kg

Floor

Furniture


Motorized

	Strips	Dimensions (mm)			Min. fitment	Max. fitment	Tilt °	Max. weight (kg)
		A	B	C	D	E		
160 kg strips	PFS 3204	430	67	41	200	400	+3/0/-3	80
	PFS 3208	830	67	41	200	800	+3/0/-3	80
Tilt strips	PFS 3302	295	67	41	75	270	+20/+15/+10/0	80
	PFS 3304	450	67	41	100	420	+20/+15/+10/0	80
	PFS 3306	630	67	41	200	600	+20/+15/+10/0	80
	PFS 3308	830	67	41	200	800	+20/+15/+10/0	80
	PFS 3504	482	77-87	79	200	400	+7/0/-3	80
Videowall strips	PFS 3508	857	77-87	79	200	800	+7/0/-3	80

Calculation


Total width = 2x display width

Total fitment width = 1x display width + horizontal fitment




Total width = 3x display width

Total fitment width = 2x display width + horizontal fitment

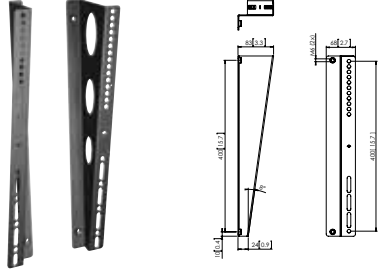


PFA 9122

Z-Bracket for PFS 3504



80 kg / 176 lbs



- 8° fixed tilt angle
- Only for PFS 3504
- PFA 9122 + PFS 3504 = 15° tilt

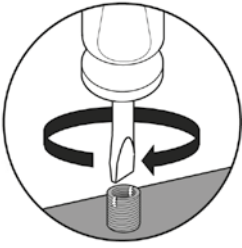



DISPLAY MOUNTS

CEILING

PFA 9100

M5 / M8 Insert kit

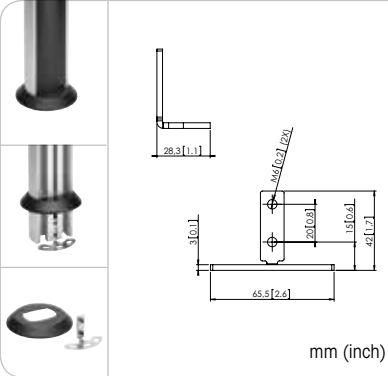





- To reduce M8 holes in a display to M5
- Enveloppe of 10 sets with 4 M8 / M5 inserts

PFA 9101

Floor plate for PUC 23xx Series

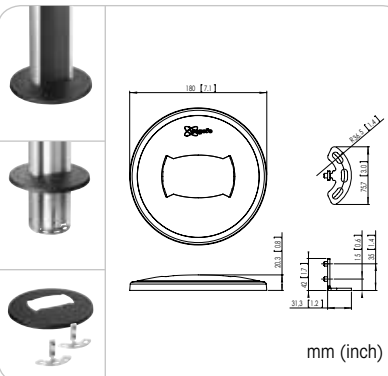





- Combine with Connect-it ceiling plate and pole for a complete floor / ceiling solution
- Quick and easy installation

PFA 9103

Floor plate for PUC 25xx Series







- Combine with Connect-it ceiling plate and pole for a complete floor / ceiling solution
- Quick and easy installation

PFA 9105

Pole cover for PUC 23xx Series







- White pole cover
- Length: 160 cm

PFA 9107

Pole cover for PUC 25xx Series







- White pole cover
- Length: 160 cm

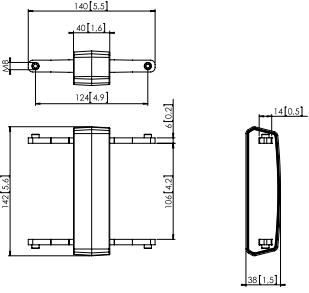
PFA 9104


Bar coupler PFB 34xx Series





- Couple element to couple two interface bars
- Increase fitment range

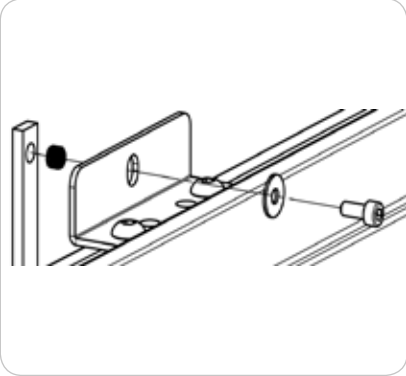





mm (inch)

PFA 9123

Kit to mount PFB to PUC 23XX Series

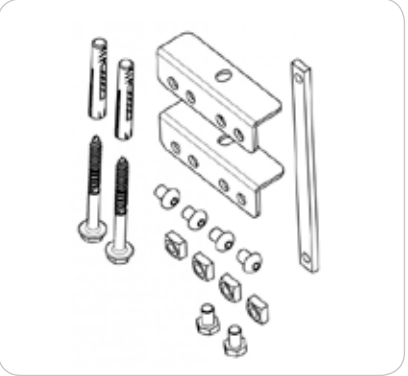





- Kit to mount interface bars on the PUC 23xx pole

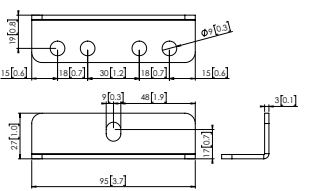
PFA 9126

Bracket kit for PFB 34xx Series






- Extra bracket kit for Connect-it PFB 34xx interface bars




mm (inch)

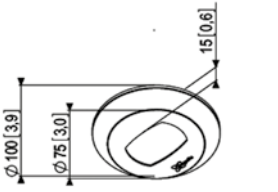
PFA 9106

Ceiling cover for PUC 21xx / PUC 23xx Series






- White cover




mm (inch)

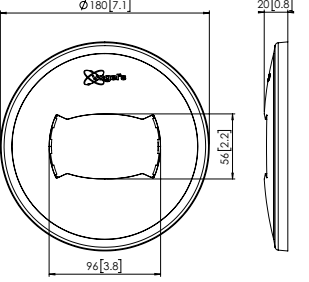
PFA 9108

Ceiling cover for PUC 25xx Series






- White cover




mm (inch)

PFA 9109

Padlock for PFS 3xxx Series





- Padlock for PFS 3xxx interace display strips
- Prevents removal by unauthorized persons

voegel's

22

PRO-AV CATALOGUE - 23



Modular display ceiling mounts Connect-it

PUA 9501 Pole coupler for PUC 21xx / PUC 23xx Series

SIZE

MAX.

(2x) 30 kg / (2x) 66 lbs (balanced)

- To couple 2 poles from the Connect-it Series PUC 2108, PUC 2115, PUC 2130, PUC 2308, PUC 2315 or PUC 2330
- Max load: (2x) 30 kg / (2x) 66 lbs (balanced)

PUA 9503 Pole coupler for PUC 25xx Series

SIZE

MAX.

(2x) 80 kg / (2x) 176 lbs

- Couple element to couple two PUC 25xx poles
- Quick and easy installation

mm (inch)

PUA 9502 Stabilisation kit for PUC 21xx / PUC 23xx Series

SIZE

MAX.

- Can be used in combination with the poles from the Connect-it Series PUC 2108, PUC 2115, PUC 2130, PUC 2308, PUC 2315 or PUC 2330

PUA 9504 Stabilisation kit for PUC 25xx Series

SIZE

MAX.

- Can be used in combination with the poles from the Connect-it Series PUC 2508, PUC 2515, PUC 2530

PUA 9505 / PUA 9506 Girder / H-beam clamp

SIZE

MAX.

(2x) 80 kg / (2x) 176 lbs

- To be used in combination with the ceiling plates PUC 1011, PUC 1035, PUC 1060, PUC1065, PUC 1070, PUC 1080, PPC 1540, PPC 1555, PPC 1585, PPC 2540, PPC 2555, PPC 2585

PUA 9505

PUA 9506

mm (inch)

Modular display ceiling mounts Connect-it

PUA 9507 Accessory tray for Connect-it poles

SIZE

MAX.

10 kg / 22 lbs

- Optional accessory tray for PUC 25xx and PUC 27xx
- Variable height position
- Multiple shelves per solution possible
- Also suitable for dual pole mounting installation

PFA 9127 Accessory clamp

SIZE

MAX.

10 kg / 22 lbs

- Optional universal accessory clamp for all Connect-it PUC poles. It can be used to place a media player or other electronic equipment
- Fits on all Connect-it ceiling and floor systems
- The PFA 9127 can be placed at any height
- Maximum accessory depth 75 mm

PFA 9115 / PFA 9116 Back covers

SIZE

107-139 cm / 42-55"

- Set of 2 steel plates to cover the back of a display
- Can only be used for single pole Connect-it ceiling or floor solution
- Can only be used in landscape position
- Not possible to combine with PFB 3402
- Only suitable for single pole mounting

PFA 9115

For screen size 42-47"

PFA 9116

For screen size 50-55"

PFA 9115

PFA 9116

mm (inch)

PFA 9120 / PFA 9121 Back covers portrait

SIZE

107-139 cm / 42-55"

- Set of 2 steel plates to cover the back of a display
- Can only be used for single pole Connect-it ceiling or floor solution
- Can only be used in portrait position
- Can only be used in combination with PFB 3402 of PFB 3405

PFA 9120

For screen size 42-47"

PFA 9121

For screen size 50-55"


PFA 9120

PFA 9121

mm (inch)



PFC 555  
Display ceiling mount



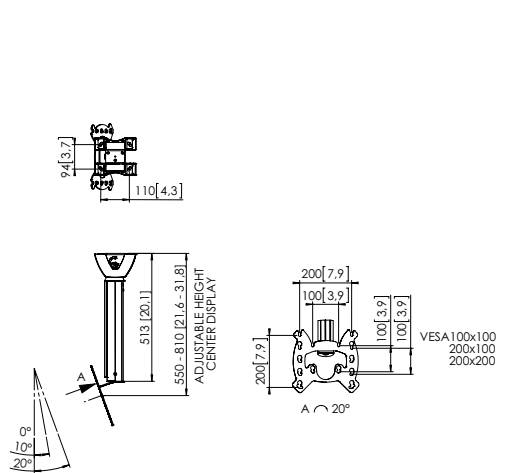
SIZE

48-107 cm / 19-42"

MAX.

15 kg / 33 lbs

- Ceiling plate
- Height adjustable, 550-810 mm
- Turn & tilt
- VESA: 100 x 100, 100 x 200, 200 x 200 mm
- CIS® Cable Inlay System



mm (inch)

PFC 585  
Display ceiling mount



SIZE

48-107 cm / 19-42"

MAX.


15 kg / 33 lbs

- Ceiling plate suitable for inclined and flat ceilings
- Height adjustable, 830-1380 mm
- Turn & tilt
- VESA: 100 x 100, 100 x 200, 200 x 200 mm
- CIS® Cable Inlay System



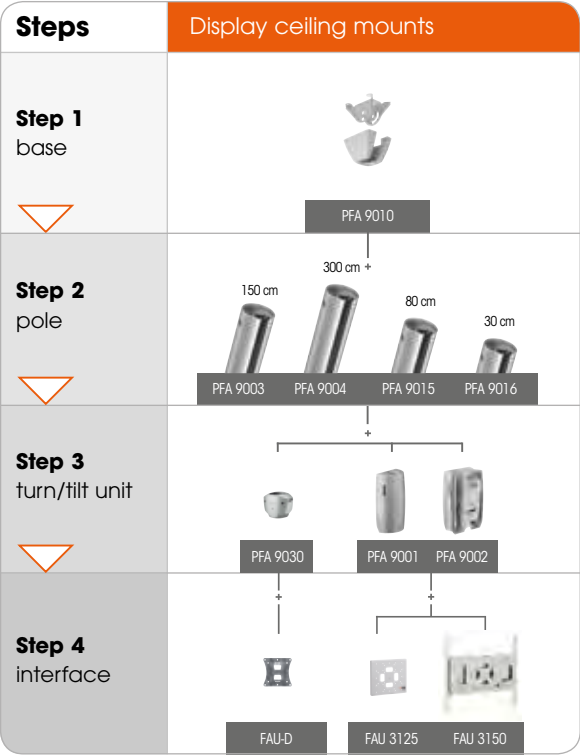
mm (inch)

Display ceiling mounts



**Two complete kits for small displays**  
For small displays, there are PFC 555 and PFC 585, complete kits including a universal ceiling plate, height adjustable pole, turn & tilt unit and a VESA 100 x 100 mm display interface.

**Flexible modular component solutions for medium and large size displays**  
A range of ceiling plates, extensions poles, a single and back-to-back turn & tilt unit, universal display interfaces and a smart range of accessories are the flexible building blocks to create exactly the ceiling mounting solution you need. The Pro-AV Mount Advisor will help you to configure the solution you need.






DISPLAY MOUNTS

CEILING

PFA 9010

Ceiling plate



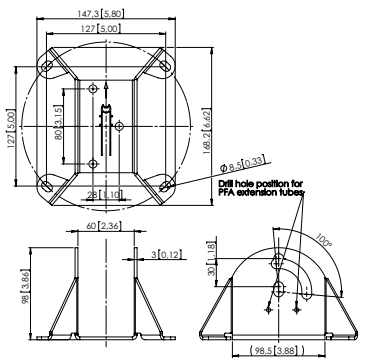
SIZE

-

MAX.

(2x) 60 kg / (2x) 132 lbs (balanced)

- Ceiling plate for PFA poles
- Suitable for flat and sloped ceilings
- Also suitable for vertical use on walls
- Cover included



mm (inch)

PFA 9003 / 9004 / 9015 / 9016

Poles



SIZE

-

MAX.

(2x) 60 kg / (2x) 132 lbs (balanced)

- CIS® Cable Inlay System
- Aluminium, easy to cut length




mm (inch)

DISPLAY MOUNTS

CEILING

PFA 9001

Turn & tilt unit



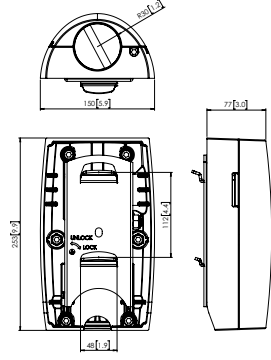
SIZE

-

MAX.

60 kg / 132 lbs


- Autolock® locking system
- Fits on PFA poles and standard 60 mm poles
- Turn and 20° tilt function
- Suitable for interfaces FAU 3125 or FAU 3150 (see page 30)



mm (inch)

PFA 9002

Turn & tilt unit back-to-back



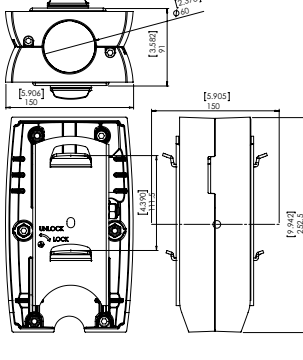
SIZE

-

MAX.

(2x) 60 kg / (2x) 132 lbs (balanced)


- Autolock® locking system
- Fits on PFA poles and standard 60 mm poles
- Turn and 20° tilt function
- Suitable for 2x interfaces FAU 3125 or FAU 3150 (see page 30)



mm (inch)

PFA 9030

Turn & tilt unit



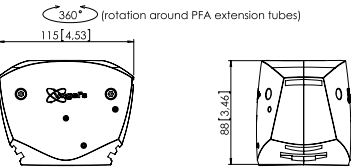
SIZE

≤ 66 cm / 26"

MAX.

20 kg / 44 lbs

- Fits on PFA poles (see page 28) and standard 60 mm poles
- Turn and 15° tilt function
- Suitable for:
  - 1 x FAU-D interface for single display
  - 2 x FAU-D interface for 2 displays back-to-back




mm (inch)



FAU-D

Display interface VESA MIS-D



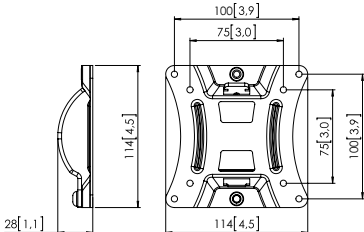
SIZE

30-58 cm / 12-23"

MAX.

12 kg / 26 lbs


- Use in combination with PFA 9030 (see page 29)
- VESA: 75 x 75, 100 x 100 mm



mm (inch)

FAU 3125

Display interface



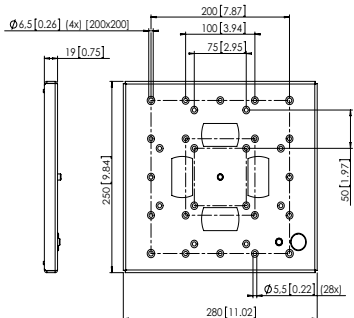
SIZE

58-101 cm / 23-40"

MAX.

60 kg / 132 lbs


- Autolock® locking system
- Landscape or portrait mounting
- Optional anti theft lock PFA 9008 (see page 31)
- VESA: 75 x 75, 100 x 100, 200 x 100, 200 x 200 mm



mm (inch)

FAU 3150

Display interface



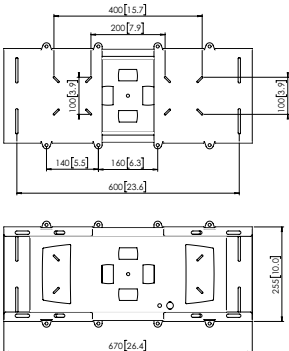
SIZE

76-165 cm / 30-65"

MAX.

70 kg / 154 lbs

- Fitment min. 50 x 50 mm, max. 960 x 512 mm
- Autolock® locking system
- Landscape or portrait mounting
- Optional anti theft lock PFA 9008 (see page 31)



mm (inch)

PFA 9006

Stabilisation kit



SIZE

-



MAX.

-

- To stabilize for PFA 9004 (3 m) extension poles

PFA 9008

Lock



SIZE

-

MAX.

-

- Lock for interface FAU 3125 / FAU 3150
- Not possible to combine with PFW 910





# Connect-it wall

Vogel's Professional introduces a modular wall solution, especially designed for single displays and video walls. With this modular concept, based on Connect-it, you can create a single display wall solution for almost any size or a video wall solution for almost every configuration.


## Modular single display mounting:

The PFS 3204 and PFS 3208 are suitable for displays up to 160 kg with a maximum vertical fitment of 400 and 800 mm. Features of these strips are: tilt leveling and unlock straps (for wall mounting). These strips must be combined with PFB 34xx Connect-it interface bars.

## The modular video wall consists of:

Interface bars: available in 3 different lengths, 1900 mm (PFB 3419), 2750 mm (PFB 3427) and 3300 mm (PFB 3433).

A set of 3D adjustable interface display strips. Available in 2 lengths, 400 mm (PFS 3504) and 800 mm (PFS 3508).



## PFS 3504 and PFS 3508 3D Adjustable interface display strips.

The 3D adjustable interface display strips are especially created for making video walls using Connect-it.



Unique features of the 3D interface display strips are:

- Easy adjustment on the top of the strips
- Micro adjustment to achieve a seamless look
- Strips can be adjusted in 3 directions (3D):
  - Horizontal adjustment: +/- 5 mm
  - Depth adjustment: +/- 5 mm
  - Tilt adjustment: -3° / +7°
- Lock for lateral shift to avoid horizontal movement
- Service position
- Padlock (PFA 9109) to prevent removal by unauthorized persons (optional)



Once the displays are in place, the built in service position makes it possible to easily connect cables to the displays. The service position also allows each individual displays to be removed for maintenance or replacement. Even if the display is in the middle of the video wall.


## Unique Selling Points for Connect-it wall:

- Fast and easy installation
- Modular components
- Possibility to combine with existing accessories




The PFS 3504 can also be combined with our Z-bracket (PFA 9122). This bracket can be mounted between the PFS 3504 and the display, adding an additional 8 degree tilt, making it ideal for digital menu boards and other screens which are above eye level.

## Example configurations



4 x 4 solution



3 x 3 solution



2 x 2 solution

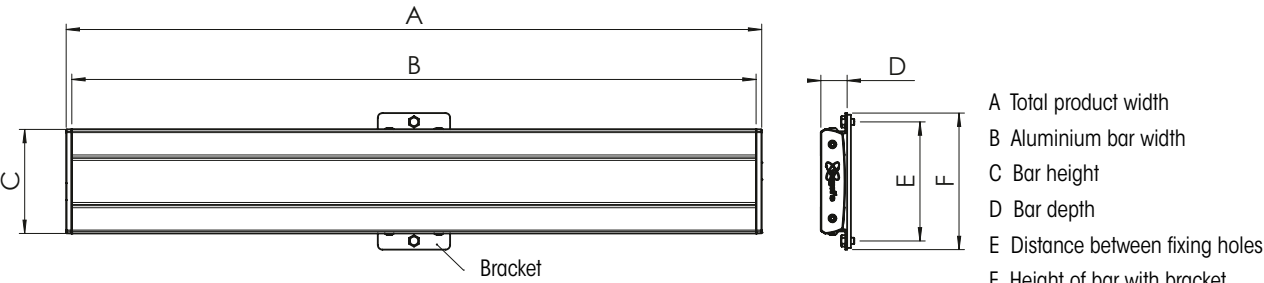



3 x 1 solution



PFB 3402 / PFB 3405 / PFB 3407 / PFB 3409 / PFB 3411 / PFB 3419 / PFB 3427 / PFB 3433

Interface bar



A

B

C

D

E

F

Bracket

A Total product width


B Aluminium bar width

C Bar height

D Bar depth

E Distance between fixing holes

F Height of bar with bracket




Ceiling ≤ 80 kgFloorFurnitureMotorized


	Dimensions (mm)						Max. horizontal fitment			Depth of bar including strip			Brackets	Max. weight (kg)
	A	B	C	D	E	F	PFS 32xx	PFS 33xx	PFS 35xx	PFS 32xx	PFS 33xx	PFS 35xx		
PFB 3402	290	275	137	35	157	180	225	225	310	67	67	77-87	1	80
PFB 3405	515	500	137	35	157	180	450	450	535	67	67	77-87	1	80
PFB 3407	715	700	137	35	157	180	650	650	735	67	67	77-87	1	80
PFB 3409	915	900	137	35	157	180	850	850	935	67	67	77-87	1	80
PFB 3411	1175	1160	137	35	157	180	1110	1110	1195	67	67	77-87	2	160
PFB 3419	1915	1900	137	35	157	180	1850	1850	1935	67	67	77-87	3	160
PFB 3427	2765	2750	137	35	157	180	2700	2700	2785	67	67	77-87	3	160
PFB 3433	3315	3300	137	35	157	180	3250	3250	3335	67	67	77-87	3	160

Calculation

Total width = 2x display width  
Total fitment width = 1x display width + horizontal fitment



Total width = 3x display width  
Total fitment width = 2x display width + horizontal fitment



PFS 3504

3D Adjustable interface display strips



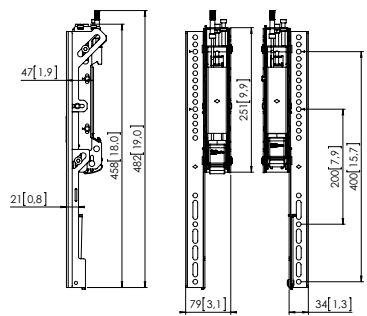
MAX.

80 kg / 176 lbs



Motorized


- Easy adjustment on the top of the strips
- Micro adjustment to achieve a seamless look
- Strips can be adjusted in 3 direction (3D):
  - Horizontal adjustment: +/- 5 mm
  - Depth adjustment: +/- 5 mm
  - Tilt adjustment: -3° / +7°
- Lock for lateral shift to avoid horizontal movement
- Service position
- Padlock (PFA 9109) to prevent removal by unauthorized persons (optional)



mm (inch)


PFS 3508

3D Adjustable interface display strips



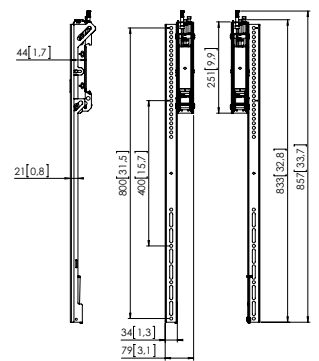
MAX.

80 kg / 176 lbs



Motorized

- Easy adjustment on the top of the strips
- Micro adjustment to achieve a seamless look
- Strips can be adjusted in 3 direction (3D):
  - Horizontal adjustment: +/- 5 mm
  - Depth adjustment: +/- 5 mm
  - Tilt adjustment: -3° / +7°
- Lock for lateral shift to avoid horizontal movement
- Service position
- Padlock (PFA 9109) to prevent removal by unauthorized persons (optional)



mm (inch)

PFA 9122

Z-Bracket for PFS 3504



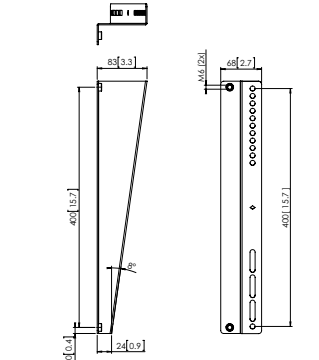
MAX.

80 kg / 176 lbs



Motorized

- 8° fixed tilt angle
- Only for PFS 3504
- PFA 9122 + PFS 3504 = 15° tilt



mm (inch)



900 Series



- Building blocks for the Pro-AV installer**
- The modular system is the flexible display mounting solution for nearly every situation or location
  - Two universal display interfaces in small/medium and large sizes are the backbone of the modular system and fit on all ceiling, wall or floor mounts
  - A range of ceiling plates, poles, wall mounts and smart accessories are all universal building blocks for the Pro-AV installer
  - The Pro-AV Mount Advisor makes it easy for you to build the solution you need



**PFW 910 (+ FAU 3125 / 3150)**  
Display wall mount fixed

SIZE 58-101 cm / 23-40" (FAU 3125)  
76-165 cm / 30-65" (FAU 3150)

MAX. 70 kg / 154 lbs

- Fixed wall mount
- Autolock® locking system
- Not possible to combine with PFA 9008 Lock set
- NOT INCLUDING interface FAU 3125 / FAU 3150 (see page 30)

Step 1 base

Step 2 interface

mm (inch)

**PFW 920 (+ FAU 3125 / 3150)**  
Display wall mount tilt

58-101 cm / 23-40" (FAU 3125)  
76-165 cm / 30-65" (FAU 3150)

70 kg / 154 lbs

- With tilt functionality
- Autolock® locking system
- NOT INCLUDING interface FAU 3125 / FAU 3150 (see page 30)

Step 1 base

Step 2 interface

mm (inch)

**PFW 930 (+ FAU 3125 / 3150)**  
Display wall mount turn and tilt

58-101 cm / 23-40" (FAU 3125)  
76-165 cm / 30-65" (FAU 3150)

60 kg / 132 lbs

- With turn & tilt functionality
- Autolock® locking system
- Tilt mechanism with auto balance
- NOT INCLUDING interface FAU 3125 / FAU 3150 (see page 30)

Step 1 base

Step 2 interface

mm (inch)



Wall mounts - 900 Series

PFW 950 (+ FAU 3125 / FAU 3150)  
Display wall mount right-angled

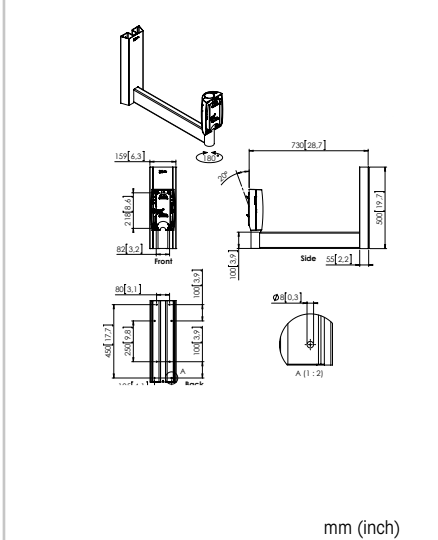


SIZE  
58-101 cm / 23-40" (FAU 3125)  
76-107 cm / 30-42" (FAU 3150)

MAX. 60 kg / 132 lbs



- Specially designed for passageways, halls, lecture theatres etc.
- Autolock® locking system
- With stylish wall plate cover
- NOT INCLUDING interface FAU 3125 or FAU 3150 (see page 30)



PFW 952 (+ 2x FAU 3125 / 2x FAU 3150)  
Display wall mount right-angled back-to-back

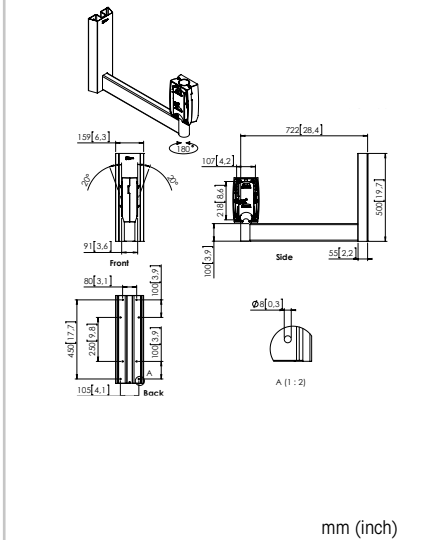


58-101 cm / 23-40" (FAU 3125)  
76-107 cm / 30-42" (FAU 3150)


(2x) 60 kg / (2x) 132 lbs



- Specially designed for passageways, halls, lecture theatres etc.
- Autolock® locking system
- With stylish wall plate cover
- NOT INCLUDING (2x) interface FAU 3125 or FAU 3150 (see page 30)



PFA 9031  
Column clamp

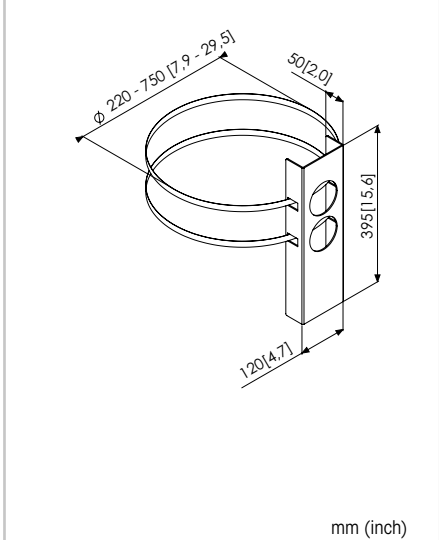


-

60 kg / 132 lbs



- Mounting displays to columns without drilling in a column
- Column diameter 200-750 mm
- Use in combination with PFW 910 / 920 / 930



Display wall mounts 2000 Series



PFW 2000 Series

The clean and slim PFW 2000 Series is designed with hospitality content in mind. Hospitality is about providing your guest with the best possible services. One of those services is in-room entertainment, of which guests expect nothing but the best. The PFW 2000 Series is, thanks to its clean aesthetics and slim profile, perfect to make your content shine. The included discrete padlock ensures that your Hotel TV is secure. This, together with TÜV certification, makes this a safe and slim solution.

Key features

- Post-installation levelling
- Theft-delaying padlock
- Continuous smooth tilt, with accessible lock screw
- TÜV certified



Cable management



Theft delaying padlock



Post-installation levelling




Continuous smooth tilt




Display wall mounts 2000 Series

PFW 2020  
Display wall mount

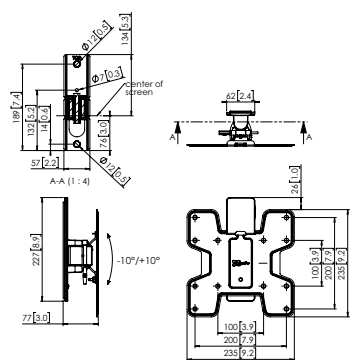


SIZE48-109 cm / 19-43"

MAX.16 kg / 35 lbs




- Max. fitment: 200 x 200 mm
- 1 pivot point
- Tilt: -10° / +10°
- Turn: 60°




mm (inch)

PFW 2030  
Display wall mount

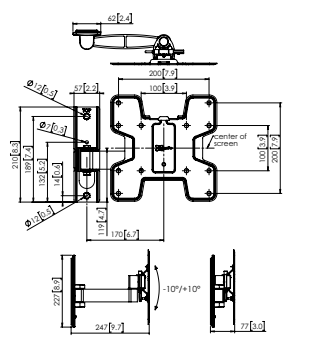


SIZE48-109 cm / 19-43"

MAX.16 kg / 35 lbs




- Max. fitment: 200 x 200 mm
- 2 pivot points
- Tilt: -10° / +10°
- Turn: 120°




mm (inch)

PFW 2040  
Display wall mount

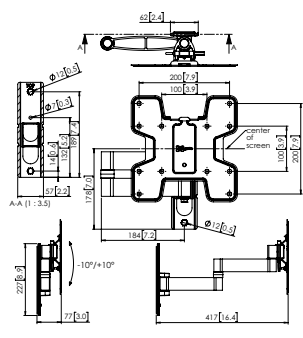


SIZE48-109 cm / 19-43"

MAX.16 kg / 35 lbs



- Max. fitment: 200 x 200 mm
- 3 pivot points
- Tilt: -10° / +10°
- Turn: 180°



mm (inch)

Display wall mounts 3000 Series

PFW 3000 Series

The safe and elegant PFW 3000 Series is designed with hospitality content in mind. In-room entertainment is a big part of a guest's experience. Vogel's understands that and designed the PFW 3000 Series to give everybody an outstanding AV experience. We make sure that the content is viewable from every angle. The mount's discrete padlock ensures that a Hotel TV or any other display is secure on all occasions. With a maximum fitment of 400 x 400 mm the mount can hold a large range of displays. This, together with TÜV certification, makes this an exceptional safe and elegant solution.

Key features

- Post-installation levelling
- Theft-delaying padlock
- Continuous smooth tilt
- TÜV certified

Cable management

Theft delaying padlock

Post-installation levelling

Continuous smooth tilt

vogel's

40

PRO-AV CATALOGUE - 41




DISPLAY MOUNTS

WALL

PFW 3030

Display wall mount




SIZE

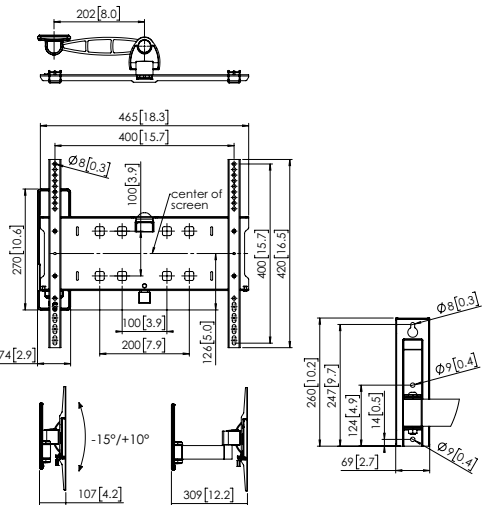
81-140 cm / 32-55"

MAX.

35 kg / 77 lbs




- Max. fitment: 400 x 400 mm
- 2 pivot points
- Tilt: -15° / +10°
- Turn: 120°



mm (inch)

PFW 3040

Display wall mount




SIZE

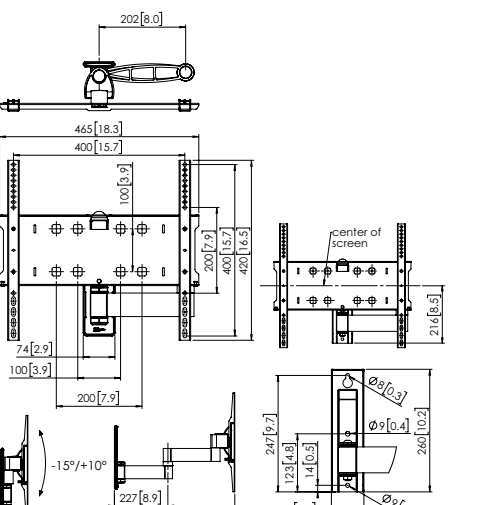
81-140 cm / 32-55"

MAX.

35 kg / 77 lbs



- Max. fitment: 400 x 400 mm
- 3 pivot points
- Tilt: -15° / +10°
- Turn: 180°



mm (inch)

NEXT series

The very best in wall mount technology

If you choose a NEXT bracket, you do not just choose a beautiful bracket, but also the best wall bracket! Intuitive usage and very supple hinges. The NEXT is the new future standard: motorized TV brackets with an integrated soundbar. The cables are invisibly hidden in the fixture, and the Screen Protection System ensures that your valuable TV does not bump into the wall.




DISPLAY MOUNTS

WALL

NEXT 7345

DesignMount




SIZE

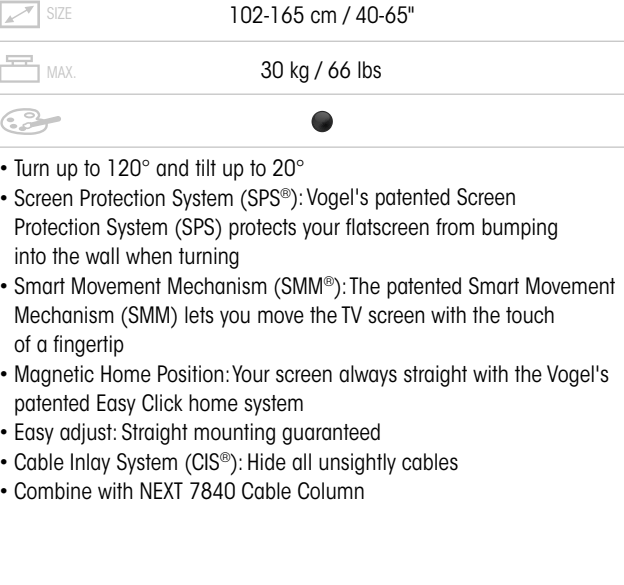
102-165 cm / 40-65"

MAX.

30 kg / 66 lbs




- Turn up to 120° and tilt up to 20°
- Screen Protection System (SPS®): Vogel's patented Screen Protection System (SPS) protects your flatscreen from bumping into the wall when turning
- Smart Movement Mechanism (SMM®): The patented Smart Movement Mechanism (SMM) lets you move the TV screen with the touch of a fingertip
- Magnetic Home Position: Your screen always straight with the Vogel's patented Easy Click home system
- Easy adjust: Straight mounting guaranteed
- Cable Inlay System (CIS®): Hide all unsightly cables
- Combine with NEXT 7840 Cable Column



mm (inch)

NEXT 7355

MotionMount




SIZE

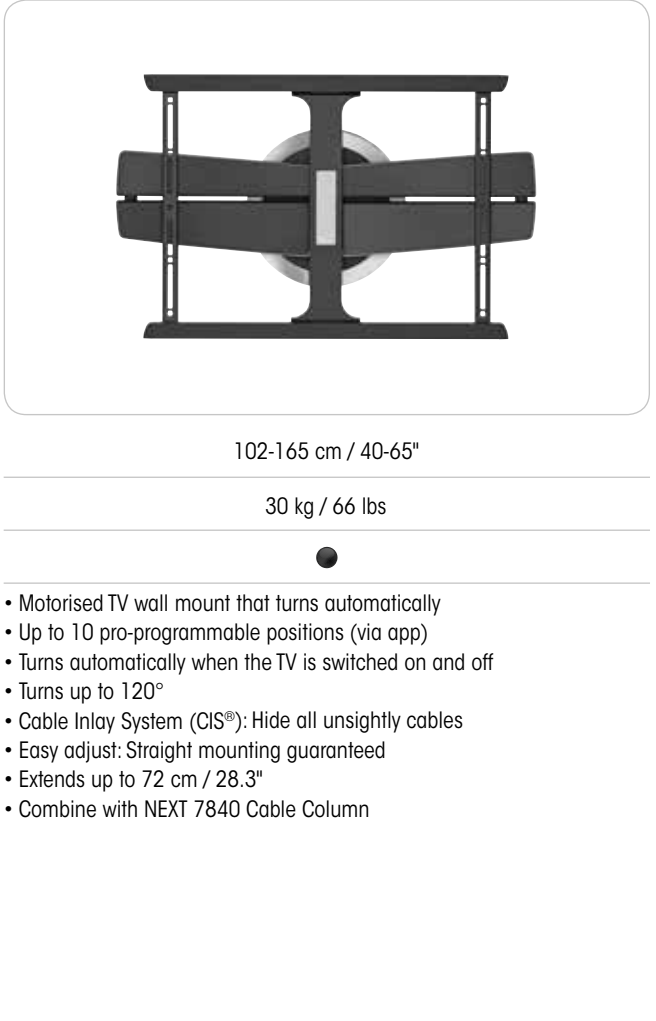
102-165 cm / 40-65"

MAX.

30 kg / 66 lbs



- Motorised TV wall mount that turns automatically
- Up to 10 pro-programmable positions (via app)
- Turns automatically when the TV is switched on and off
- Turns up to 120°
- Cable Inlay System (CIS®): Hide all unsightly cables
- Easy adjust: Straight mounting guaranteed
- Extends up to 72 cm / 28.3"
- Combine with NEXT 7840 Cable Column



mm (inch)



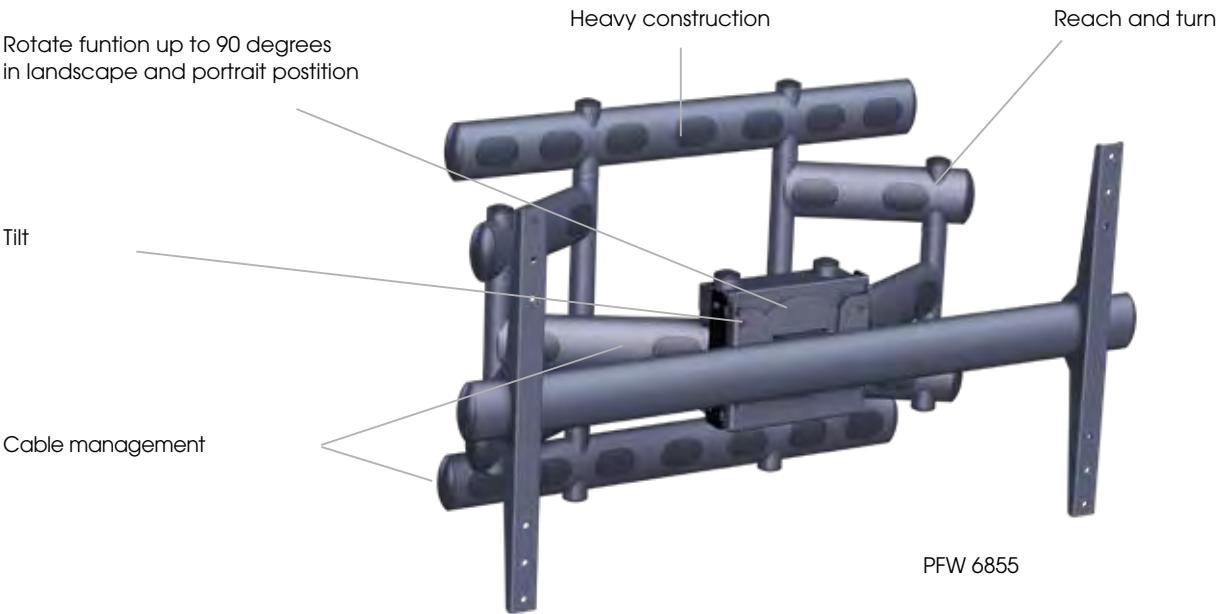
# Wall mounts for XXL displays



Displays are getting larger every year. Vogel's is introducing a series of wall mounts with turn, tilt, reach and even rotate functionality for very large and heavy (interactive) flat screens. Besides optimal display positioning these mounts give easy access to the cable connectors and also are the ideal solution for recessed display installations.

### Key features

- For turn, tilt and reach functions there are three mounts for weights up to 80 kg, 136 kg and 227 kg
- Maximum flexibility with up to 90 degrees of turning or in a corner mounting is possible with the PFW 6852 (depending on the display size)
- Rotating display from landscape to portrait position for digital signage purposes is possible with the PFW 6854 wall mount



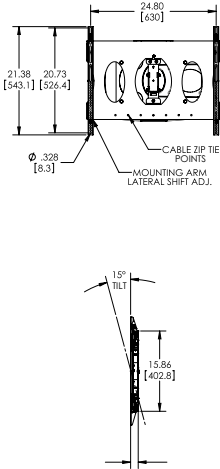
### PFW 6850

Display wall mount turn and tilt



SIZE	107-165 cm / 42-65"
MAX.	45 kg / 100 lbs

- Ultra flat wall mount, only 38 mm deep
- 3 pivot points
- Extending up to 76 cm
- Fitment min. 100 x 100 mm, max. 630 x 526 mm
- Turn 180°
- Tilt +15°



mm (inch)

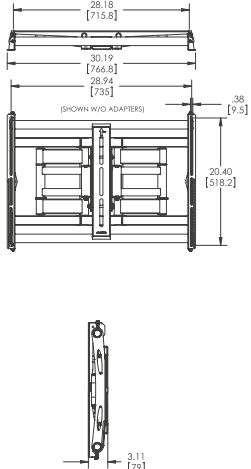
### PFW 6851

Display wall mount turn and tilt



SIZE	107-215 cm / 42-85"
MAX.	80 kg / 175 lbs

- Perfect for recessed installations
- Extending up to 40 cm
- Fitment min. 200 x 200 mm, max. 820 x 650 mm
- Turn 90°
- Tilt +10°



mm (inch)

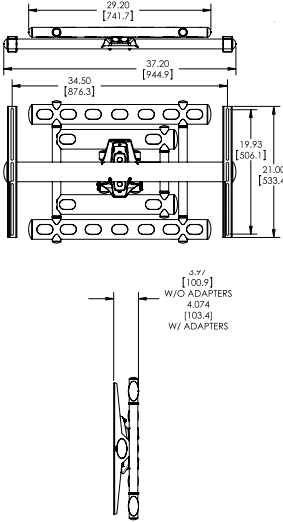
### PFW 6852

Display wall mount turn and tilt



SIZE	101-248 cm / 40-98"
MAX.	136 kg / 300 lbs

- Perfect for recessed installations
- 3 pivot points
- Extending up to 66 cm
- Fitment min. 225 x 225 mm, max. 985 x 665 mm
- Turn 180°
- Tilt +10° / -10°



mm (inch)

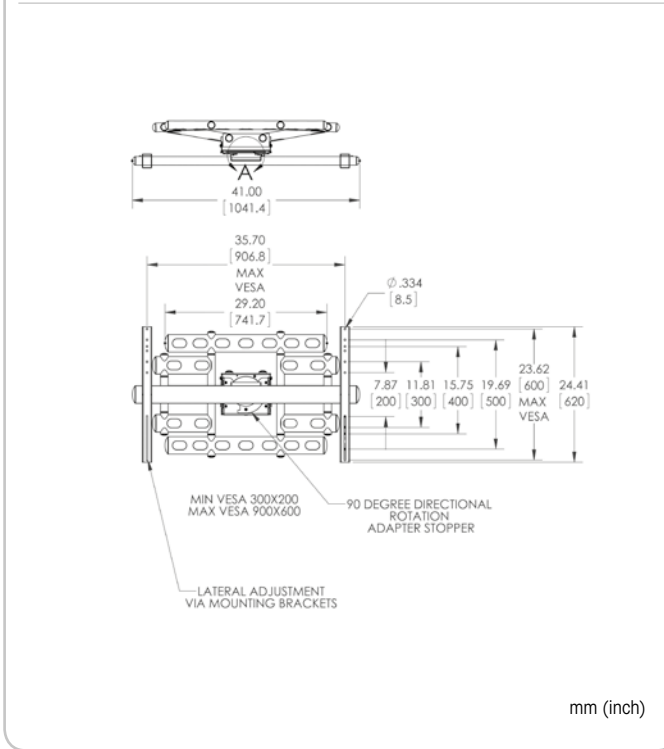


PFW 6855  
Display wall mount turn and tilt



SIZE	165-304 cm / 65-120"
MAX.	227 kg / 500 lbs

- Rotation function 90°, landscape - portrait position
- Perfect for recessed installations
- Extending up to 62 cm
- Fitment horizontal max. 907 mm, vertical 300 mm, 400 mm, 500 mm, 600 mm
- Turn 90°
- Tilt +4° / -4°

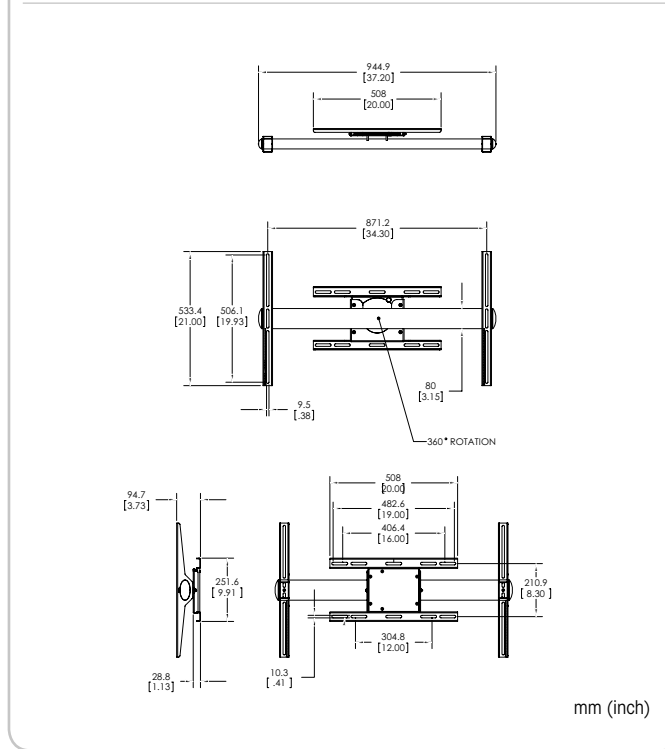


PFW 6854  
Display wall mount turn and tilt



SIZE	94-165 cm / 37-65"
MAX.	72 kg / 160 lbs

- Rotating function 360°
- Easy landscape - portrait position change
- Perfect for digital signage
- Rotation position lock
- Two piece design for quick install
- Fitment min. 200 x 200 mm, max. 870 x 505 mm



4000 Series



Vogel's is extending its range of wall mounts for flat LCD and plasma displays with the PFW 4000 series. This series is ideal for use in public spaces that cannot be continuously supervised and helps protect displays against theft. A sturdy locking mechanism secures the displays. The slim design creates a clean and elegant look that takes up a minimum of space.

Designed with installation in mind

Vogel's products are designed for quick and easy installation. The PFW 4000 series features a unique wall plate that allows installers to very precisely compensate for drilling tolerances to ensure level mounting. Mounting hardware is included.

All products in the 4000 series have a locking feature for easy installation and maximum security. A solid security bar and padlock provide theft prevention while still allowing easy access to the display for servicing. All Vogel's 4000-series products are TÜV5 certified. Offering maximum safety in any public space or hotel environment.



Tilt in steps of 0°, 7°, 12° and 15°



Fixed tilt position



Autolock®



Locking bar and padlock



Display wall mounts 4000 Series

For 19-42 inch displays

The PFW 4200 and PFW 4210 are suitable for 19 to 42 inch displays weighing up to 30 kg. These wall mounts are especially designed for hospitality and public areas that cannot be continuously supervised. The locking mechanism securely locks the display in place, while still allowing easy access to the display or TV for servicing. The lock also prevents the display from being accidentally knocked of the wall. The Vogel's PFW 4200 wall mount is only 27 mm deep. Making the mount almost invisible.

Up to 15° tilt for a better viewing angle

For displays mounted high on the wall, tilting the display forward helps to create a better viewing angle. The PFW 4210 tilting wall mount, 54 mm deep, can tilt up to 15° in steps of 5°.



PFW 4200  
Display wall mount fixed

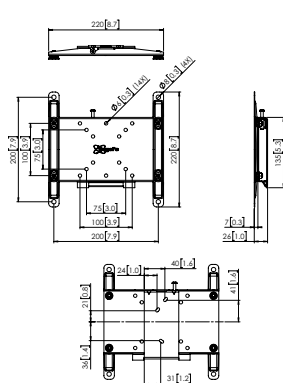


SIZE 48-107 cm / 19-42"

MAX. 30 kg / 66 lbs



- Fitment min. 50 x 50 mm, 75 x 75 mm, max. 200 x 200 mm
- Built-in wall plate level function
- Autolock®



mm (inch)

PFW 4210  
Display wall mount tilt

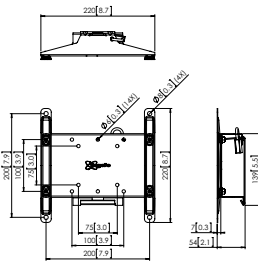


48-107 cm / 19-42"

30 kg / 66 lbs



- Fitment min. 50 x 50 mm, 75 x 75 mm, max. 200 x 200 mm
- Tilt function: 0-5-10-15°
- Built-in wall plate level function
- Autolock®



mm (inch)

Display wall mounts 4000 Series

For 42-55 inch displays


The PFW 4500 locking fixed wall mount and PFW 4510 locking tilting display wall mount helps protect large flat panel displays in public areas against theft. These products are designed for public areas that cannot be continuously supervised. The Vogel's Autolock® mechanism securely locks the display in place, and the slim design creates a clean, elegant look.

The PFW 4500 and PFW 4510 feature a unique wall plate that allows installers to very precisely compensate for drilling tolerances to ensure level mounting. Mounting hardware is included. A solid security bar and padlock provide theft prevention while still allowing easy access to the display for servicing.

Up to 15° tilt for a better viewing angle

For displays mounted high on the wall, tilting the display forward helps create a better viewing angle. The PFW 4510 wall mount can tilt up to 15°, in 0°, 7°, 12° and 15° increments.

PFW 4500  
Display wall mount fixed

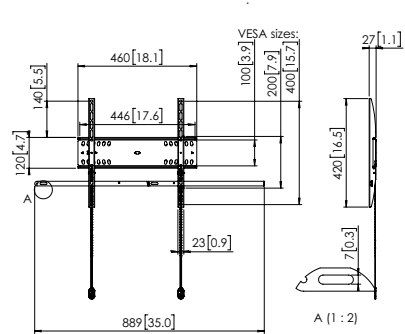


SIZE 107-139 cm / 42-55"

MAX. 50 kg / 110 lbs




- Fitment min. 100 x 100 mm, max. 400 x 400 mm
- Lockingbar + padlock included
- Built-in wall plate level function
- Autolock®



mm (inch)

PFW 4510  
Display wall mount tilt

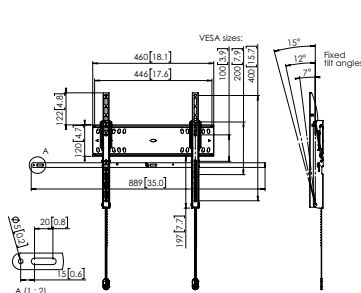


107-139 cm / 42-55"

50 kg / 110 lbs



- Fitment min. 100 x 100 mm, max. 400 x 400 mm
- Tilt function: 0-7-12-15°
- Lockingbar + padlock included
- Built-in wall plate level function
- Autolock®



mm (inch)



Display wall mounts 4000 Series

For 55-65 inch displays

The PFW 4700 locking fixed wall mount and PFW 4710 Locking tilting display wall mount helps protect large flat panel displays in public areas against theft. These products are designed for public areas that cannot be continuously supervised. The Vogel's Autolock® mechanism securely locks the display in place, and the slim design creates a clean, elegant look.


The PFW 4700 and PFW 4710 feature a unique wall plate that allows installers to very precisely compensate for drilling tolerances to ensure level mounting. Mounting hardware is included. A solid security bar and padlock provide theft prevention while still allowing easy access to the display for servicing.

Up to 15° tilt for a better viewing angle

For displays mounted high on the wall, tilting the display forward helps create a better viewing angle. The PFW 4710 wall mount can tilt up to 15°, in 0°, 7°, 12° and 15° increments.



PFW 4700  
Display wall mount fixed

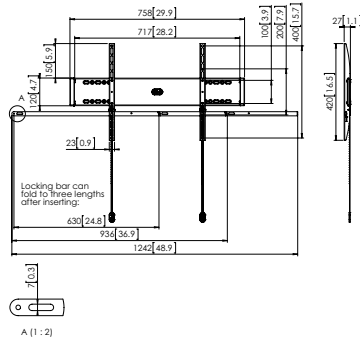


SIZE 139-216 cm / 55-80"

MAX. 75 kg / 166 lbs




- Fitment min. 100 x 100 mm, max. 600 x 400 mm
- Lockingbar + padlock included
- Built-in wall plate level function
- Autolock®



mm (inch)

PFW 4710  
Display wall mount tilt

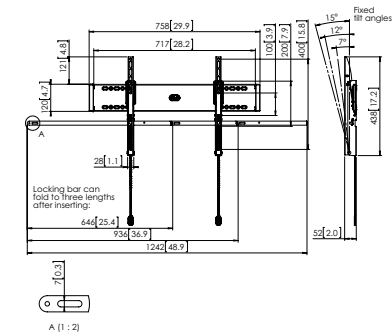


139-165 cm / 55-65"

75 kg / 166 lbs



- Fitment min. 100 x 100 mm, max. 600 x 400 mm
- Tilt function: 0-7-12-15°
- Lockingbar + padlock included
- Built-in wall plate level function
- Autolock®



mm (inch)

Display wall mounts 6000 Series

The amazing 6000 Series of heavy-duty wall mounts




Meet our 'next level' professional wall mounts. This series combines all we know about quality and ease of installation. For instance, post-installation levelling, self-centring screws and easy access for maintenance. All of this for displays up to 120" and 230 kg. The design of the 6000 Series is both robust and elegant. There are several models, available as fixed wall mount or tilting up to 15°. In addition, all types have an aesthetically integrated anti-theft lock. As always with Vogel's, these wall mounts come with a 5-year material and manufacturing error warranty.

About Vogels.com/lab

At Vogel's, we don't compromise on quality. That's why we test all our products extensively in our own 'lab'. It's no coincidence that all Vogel's products are TÜV-5 certified and that all our wall mounts can hold up to five times the certified weight. Normally, our testing space is strictly off-limits to everyone except our engineers. But this time, we're making an exception. See for yourself how strong the 6000 series is: watch the test on vogels.com/lab.

Features 6000 Series



**Easy levelling and installation**  
Special diagonal mounting holes make it very easy to level the wall plate during installation.



**Horizontal levelling**  
To create the perfect alignment after installation.



**Self-centering display bolts**  
With the bolt self-centering in the mounting hole, the display strips are always in the exact same position. Reduces the need for display levelling.



**Easy accessible integrated lock**  
Neatly hidden locking feature.



**Service position**  
Easy access for maintenance.



**Tilt function**  
0 - 5 - 10 - 15°




Display wall mounts 6000 Series

DISPLAY MOUNTS

WALL

PFW 6400

Display wall mount fixed




SIZE

116-165 cm / 46-65"

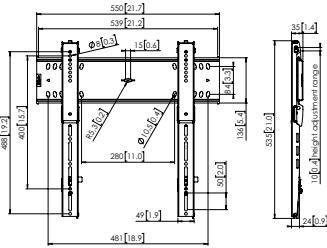
MAX.

100 kg / 220 lbs



●


- Landscape
- Horizontal levelling
- Self-centering display bolts
- Service position
- Easy accessible integrated lock
- Release strap
- Fitment 400 x 400 mm



mm (inch)

PFW 6410

Display wall mount tilt




SIZE

116-165 cm / 46-65"

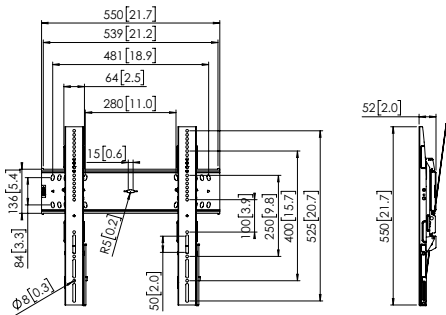
MAX.

75 kg / 165 lbs



●

- Landscape
- Horizontal levelling
- Self-centering display bolts
- Service position
- Easy accessible integrated lock
- Release strap
- Fitment 400 x 400 mm
- Tilt: 0°-5°-10°-15°



mm (inch)


Display wall mounts 6000 Series

DISPLAY MOUNTS

WALL

PFW 6800

Display wall mount fixed




SIZE

140-203 cm / 55-80"

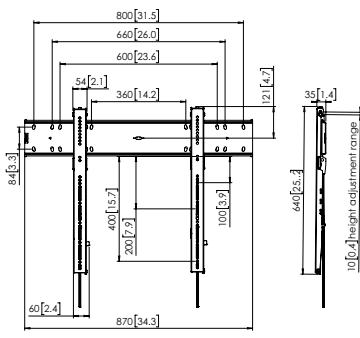
MAX.

100 kg / 220 lbs



●


- Landscape
- Horizontal levelling
- Self-centering display bolts
- Service position
- Easy accessible integrated lock
- Release strap
- Fitment 800 x 400 mm



mm (inch)

PFW 6810

Display wall mount tilt




SIZE

140-203 cm / 55-80"

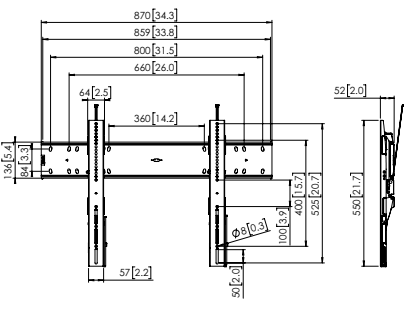
MAX.

75 kg / 165 lbs



●

- Landscape
- Horizontal levelling
- Self-centering display bolts
- Service position
- Easy accessible integrated lock
- Release strap
- Fitment 800 x 400 mm
- Tilt: 0°-5°-10°-15°




mm (inch)

DISPLAY MOUNTS

WALL

PFW 6815

Display wall mount portrait fixed




SIZE

109-254 cm / 43-100"

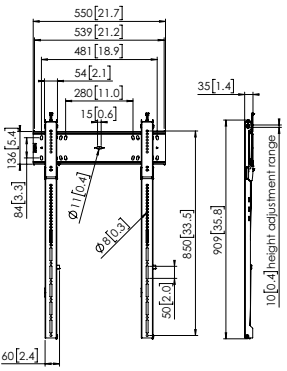
MAX.

100 kg / 220 lbs



●

- Portrait
- Horizontal levelling
- Self-centering display bolts
- Service position
- Easy accessible integrated lock
- Release strap
- Fitment 400 x 800 mm



mm (inch)

vogel's

52

PRO-AV CATALOGUE - 53

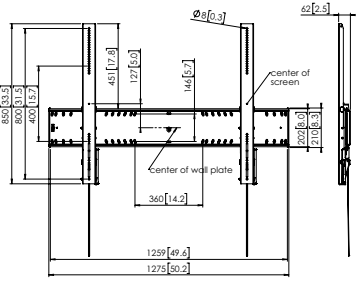



DISPLAY MOUNTS

WALL

PFW 6910

Display wall mount tilt



mm (inch)

SIZE

203 - 304 cm / 80 - 120"

MAX.

Flat: 230 kg / 507 lbs  
Tilt: 185 kg / 408 lbs

- Landscape
- Horizontal levelling
- Self-centering display bolts
- Service position
- Easy accessible integrated lock
- Release strap
- Fitment 1200 x 800 mm
- Tilt: 0°-5°-10°-15°



# Modular wall mounts for extra large displays

With the modular concept you can create your own wall mount for almost every display. Different sizes of interface wall plates and interface display strips are available.



## Position

Portrait and landscape possible.



## Security option

The security option is available to safeguard displays and prevent unauthorized removal.  
(Clip included, padlock not included)



## Easy levelling and installation

Special diagonal mounting holes make it very easy to level the interface wall plate during installation. You can even fine tune after installation.



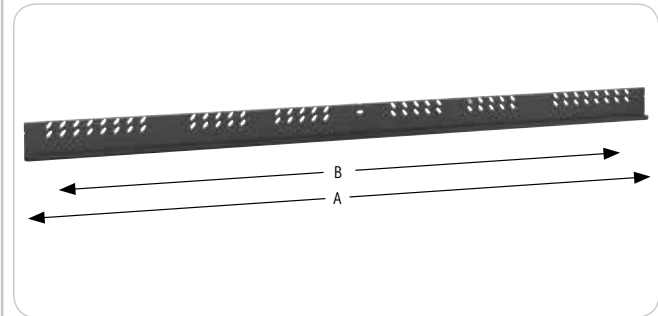
## Service position

Cables can be easily connected after installation.



## PFW 5808 / PFW 5810 / PFW 5814

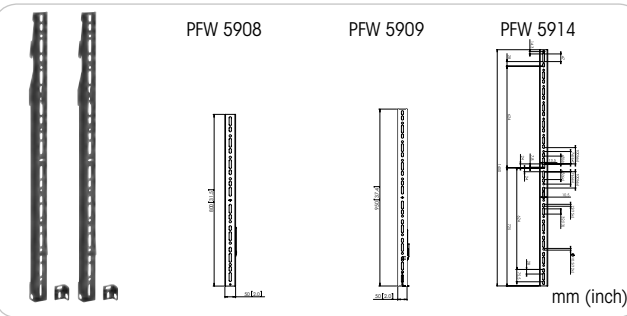
Display interface wall plates



SIZE	103 - >165 cm / 40 - > 65"
MAX.	160 kg / 352 lbs
Length wall plates (A)	<b>PFW 5808</b> 800 mm (A) / 738 mm (B)
Max. fitment (B)	<b>PFW 5810</b> 1050 mm (A) / 988 mm (B)
	<b>PFW 5814</b> 1450 mm (A) / 1388 mm (B)

## PFW 5908 / PFW 5909 / PFW 5914

Display interface strips (set of 2)



SIZE	≥ 165 cm / 65"
MAX.	160 kg / 352 lbs
Length display strips / Max. fitment	<b>PFW 5908</b> 800 mm / 750 mm
	<b>PFW 5909</b> 950 mm / 900 mm
	<b>PFW 5914</b> 1450 mm / 1400 mm



# Pop-out video wall system



The PFW 6870, PFW 6875 and PFW 6880 pop-out video wall modules are making installation and service to video walls very easy. By just pressing on the display the spring loaded mechanism will release and will push the display forward. The unique top-adjustable display mounting strips provide alignment along the x, y and z axis to ensure all displays can be exactly leveled and aligned. On top of the pop-out mechanism the tilt service position is creating even more space to install and service the displays.

### Key features

- Spring-loaded display pop-out mechanism
- Top-adjustable display mounting strips to align and level the displays
- Custom spacers for most displays, saving dramatically on installation time
- Audible click sound confirms the display is pushed-in correctly

PFW 6870

Horizontal, lateral shift

Top-adjustable functions  
for levelling, height and  
depth adjustments



Tilt forward  
service position



Locking screw



Fitment 200 x 200 – 600 x 400 mm  
mounting pattern

Spring-loaded  
Pop-out mechanism

**PFW 5870**  
Display video wall module fixed

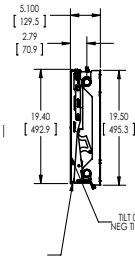
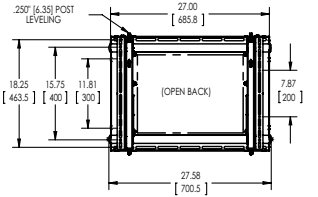


SIZE 94-165 cm / 37-65"

MAX. 72 kg / 160 lbs

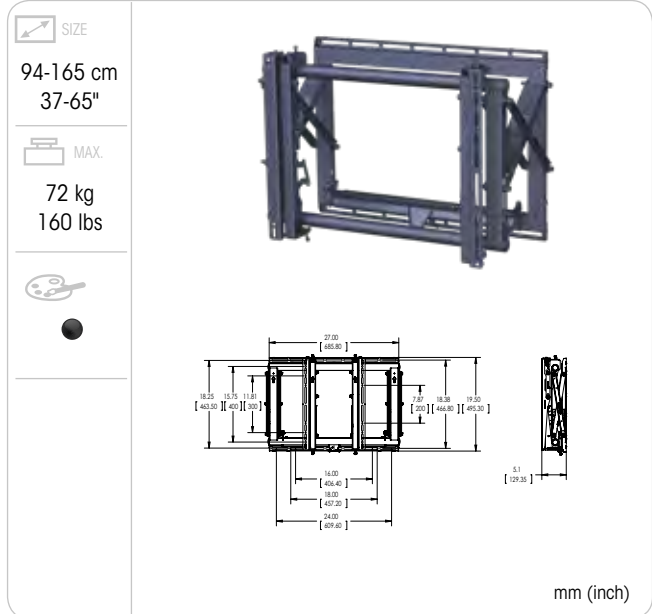


- Levelling, height, lateral and depth adjustments
- Fitment min. 200 x 200 mm, max. 600 x 400 mm
- Optional custom display spacers, see our website for the latest list of available spacers



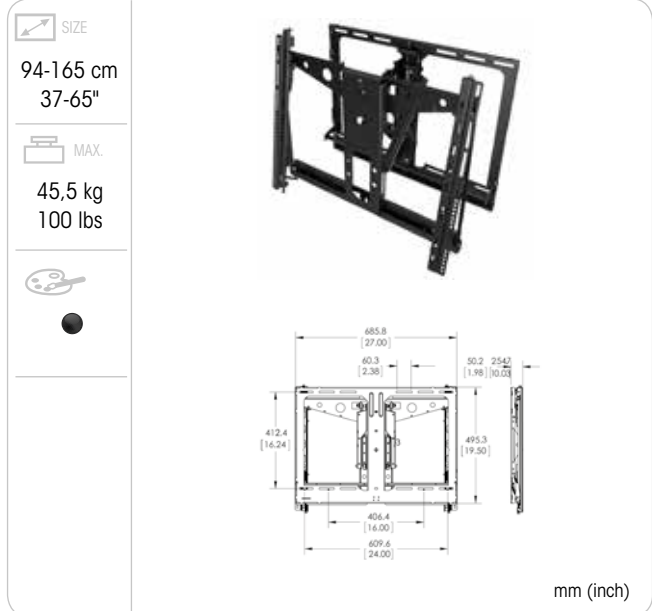
mm (inch)

**PFW 6870**  
Display video wall module pop-out



- Spring-loaded pop-out mechanism
- Levelling, height, lateral and depth adjustments
- Fitment min. 200 x 200 mm, max. 600 x 400 mm
- Optional custom display spacers, see our website for the latest list of available spacers

**PFW 6880**  
Display video wall module pop-out




- Spring-loaded pop-out mechanism
- Levelling, height, lateral and depth adjustments
- Fitment: 200 x 200 mm, max. 600 x 400 mm
- Ultra slim, only 50 mm from the wall

**PFW 6875**  
Display video wall module pop-out portrait




- Spring-loaded pop-out mechanism
- Levelling, height, lateral and depth adjustments
- Fitment: min 200 x 200 mm, max. 400 x 600 mm
- Optional custom display spacers, see our website for the latest list of available spacers

**PFW 6885**  
Display video wall module pop-out portrait



- Spring-loaded pop-out mechanism
- Levelling, height, lateral and depth adjustments
- Fitment: 200 x 200 mm, max. 400 x 600 mm
- Optional custom display spacers, see our website for the latest list of available spacers





## Wall mount supports for LED video walls

LED technology is increasingly being used on streets and in other public places. It is also becoming more common for LED tiles to be used to build video walls. This has become a popular use due to improved LED resolution quality and the endless opportunities for expanding a video wall without a frame.

### Improved Technology

Pixel pitch is becoming smaller and smaller, leading to substantial improvements in the image quality of LED tiles. Even at close range, the image remains sharp and clear.

### Wall mount supports for LED tiles

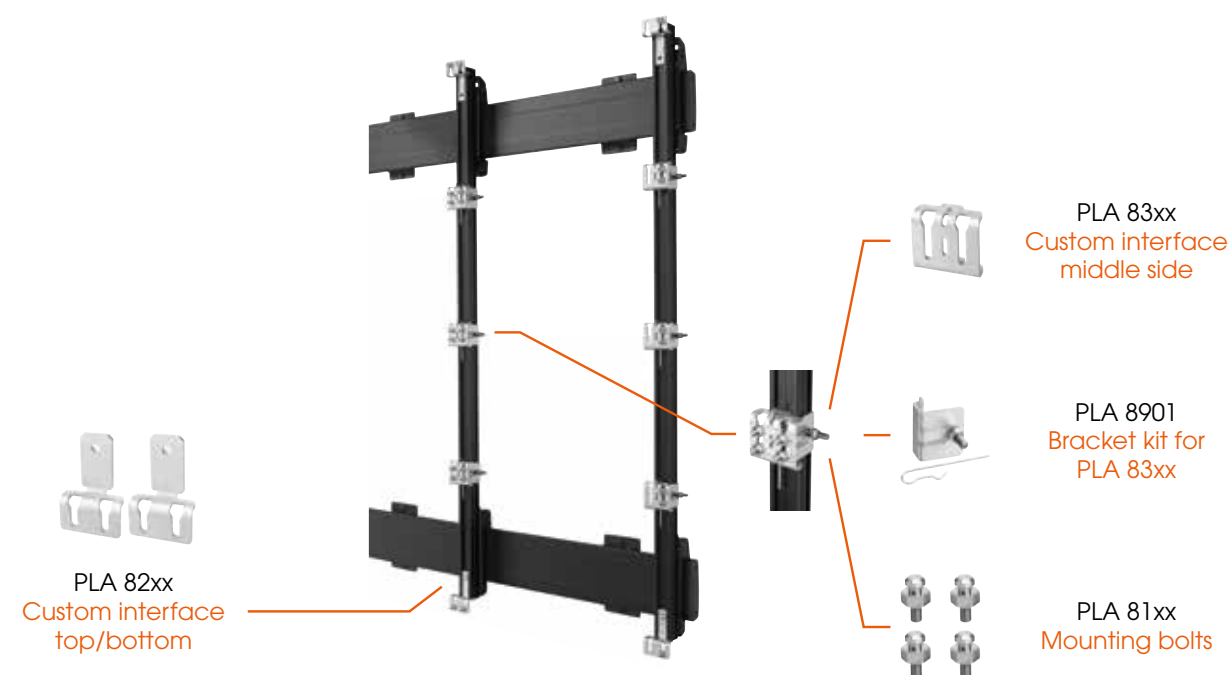
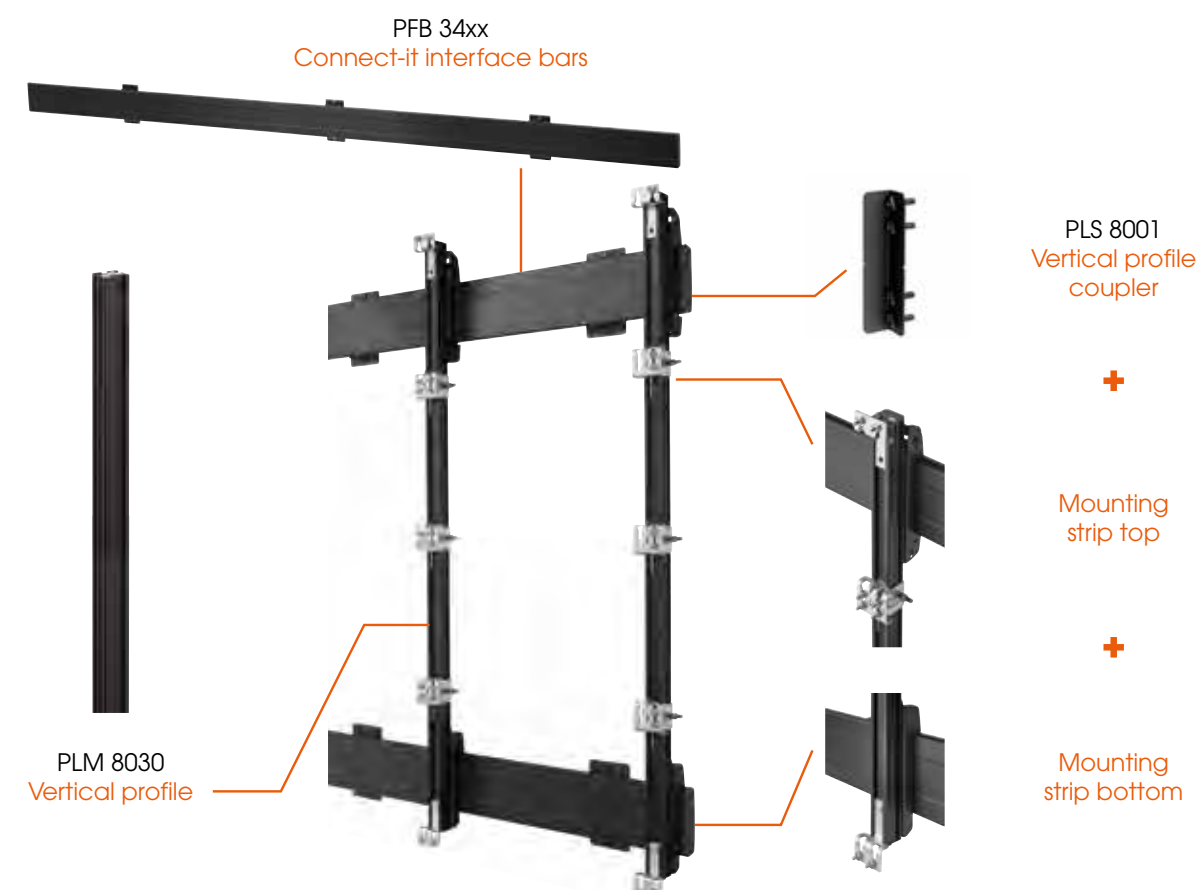
The number of LED tiles that can be connected to each other is endless, meaning that there is no standard size for a LED video wall. As far as mounting options are concerned, no standardization set has (yet) been adopted. Vogel's has closely followed these developments in the market and offers a complete new universal range of wall mount supports specially for LED tiles. The wall mount supports for LED tiles are Connect-it compatible.



### Products benefits:

- Universal design
- Modular, based on Connect-it
- Easy to install
- Integrated or guided cabling

## Universal LED video wall mount







Wall mount supports for LED video walls

DISPLAY MOUNTS

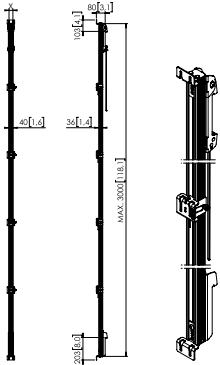
WALL

PLM 8030  
LED vertical profile 3000 mm







• Aluminium




PLS 8001  
LED vertical profile mounting strips






• Bracket bottom and top + pole coupler

PLA 8901  
LED bracket kit for PLA 83xx







• Gliding element

Wall mount supports for LED video walls

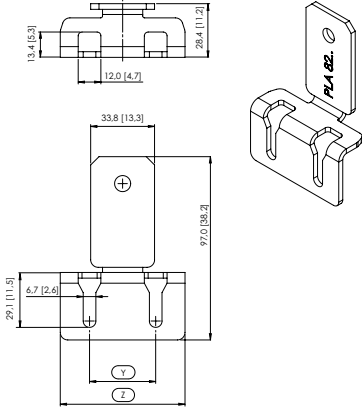
PLA 82xx  
LED interface top / bottom






• Aluminium


• Dimension differ per LED-tile model



mm (inch)

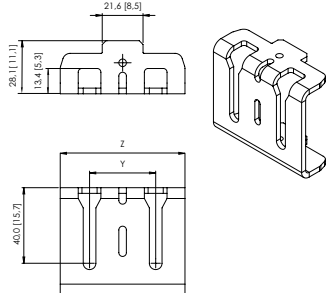
PLA 83xx  
LED interface middle






• Bracket bottom and top pole coupler

• Dimension differ per LED-tile model



mm (inch)

PLA 81xx  
LED mounting bolts



• PLA 8105 bolt M5

• PLA 8106 bolt M6

• PLA 8108 bolt M8

• PLA 8110 bolt M10



# Medical wall mounts



**Vogel's introduces**


Vogel's introduces a healthcare solution with the new medical mounts. With these Vogel's medical mounts you will be able to mount a display to the wall in order to give the patient the best possible AV experience. It's easy to adjust the medical mount in height and depth. Above it is possible to turn and tilt the screen. By these you will create the ideal viewing angle. This will reduce the chance on neck and back complaints. It is possible to keep the cables out of sight in the arm. The antiseptic powder coating assist in controlling the spread of diseases.

**Medical wall mounts**

These wall mounts have 4 pivot points and are suitable for screens up to 26" (66 cm). The weight capacity of the product is 1-4 or 3-8 kg. The wall mount is suitable for screens that meet VESA hole patterns of 75 x 75 mm or 100 x 100 mm.

**Medical wall box**

The wall box can be used to hide cables (over length) and store power sockets.



**Key features**

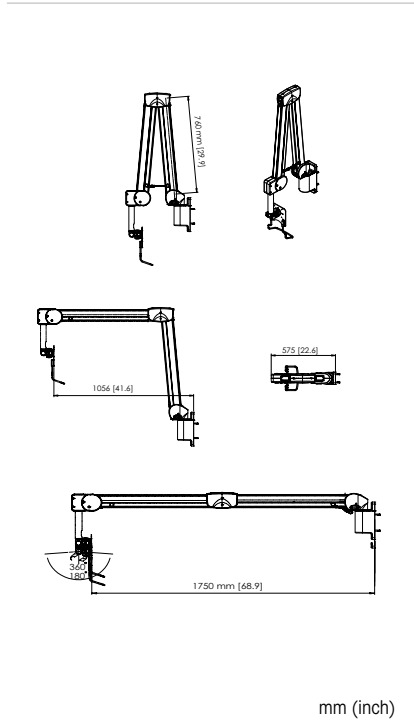
- Gas spring supported arm
- Anti-sceptic powder coating
- Internal cable management
- Ergonomic
- TÜV certified

**PMW 7014**  
Medical wall mount



	MAX. SIZE	≤ 66 cm / 26"
	MAX.	1 - 4 kg / 2,2 - 8,8 lbs

- VESA: 75 x 75, 100 x 100 mm
- Swivel: 330°
- Tilt function: +15° / -40°
- Max distance to the wall: 1750 mm

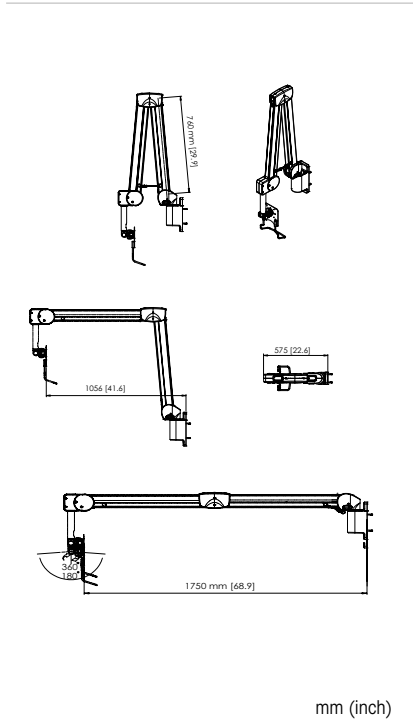


**PMW 7038**  
Medical wall mount



	MAX. SIZE	≤ 66 cm / 26"
	MAX.	3 - 8 kg / 6,6 - 17,6 lbs

- VESA: 75 x 75, 100 x 100 mm
- Swivel: 330°
- Tilt function: +15° / -40°
- Max distance to the wall: 1750 mm

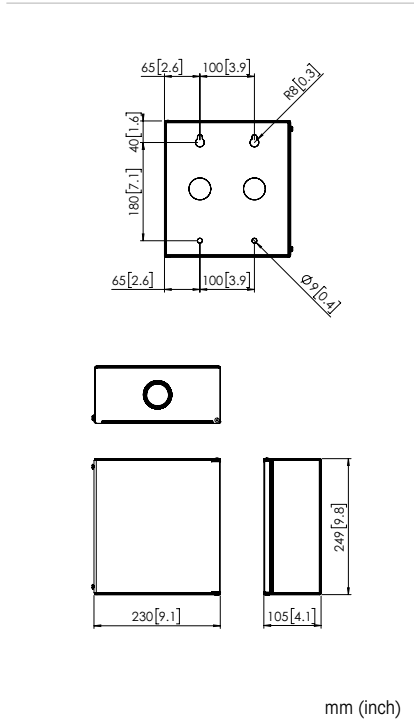


**PMA 7901**  
Medical wall box



	MAX. SIZE	≤ 66 cm / 26"
	MAX.	3 - 8 kg / 6,6 - 17,6 lbs

- To cover medical arms
- To hide cables
- To cover power socket







## Motorized display wall mount

Interactive displays mounted to a wall need height adjustment for different length of users, especially in education but also in business use. As interactive displays are heavy, the Vogel's PFWE 7150 is the perfect, stylish and ergonomic solution. This motorized wall mount can be installed direct to the wall. For constructive weaker walls there are optional wall mount supports.

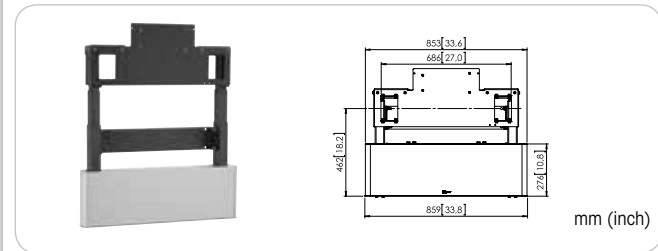
### Key features

- Very strong and stable construction
- Two motors with high lifting weight capacity
- Optional wall mount supports
- Optional electronic safety strip



Wall mounted situation including display and optional wall mount supports.

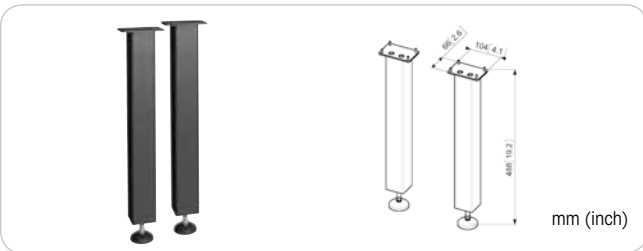
### PFWE 7150 Motorized display wall mount



SIZE	107-216 cm / 42-85"
MAX.	160 kg / 352 lbs

- Two synchronized motors for optimal balance
- 65 cm height adjustment
- Optional wall mount supports PFA 9117
- Display adapter NOT included, order necessary display bars and display strips (see pages 20-21)
- PFB 3402 / PFB 3405 not possible.
- Wired remote control (cable length 150 cm)

### PFA 9117 Wall mount supports for PFWE 7150



LENGTH	76,5-80,5 cm / 30,1-31,7"
--------	---------------------------

- Use for extra stability in case of constructive weak walls
- For PFWE 7150 only



## Motorized trolleys

Interactive displays are very popular for education and business use. For different users the height needs to be adjusted and as interactive displays can be quite heavy a motorized trolley or wall mount is the perfect solution for this. Vogel's motorized trolleys are available in two versions. A basic version with an optional PC holder and a version with a stylish cabinet for PC and cable storage.

### Key features

- Very strong and stable construction
- Two motors with high lifting weight capacity
- Lockable cabinet for PC storage



Lockable cabinet



Cable management



PFTE 7111



PFTE 7112

**PFTE 7112**  
Motorized display trolley with an optional PC holder.



**PFA 9118** PC holder.  
Can be placed on the back of the PFTE 7112.

### Steps

#### Motorized


**Step 1**  
motorized



**Step 2**  
interface bar\*



**Step 3**  
interface display strips



\*) Motorized trolleys can not be combined with PFB 3402, PFB 3405



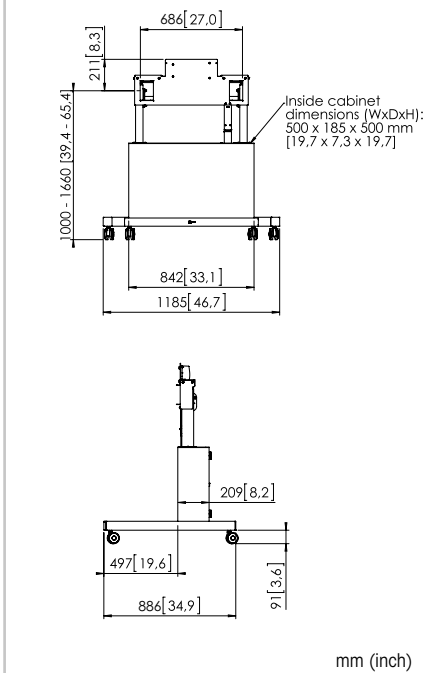
Motorized trolleys

**PFTE 7111**  
Display trolley motorized with cabinet



SIZE	107-216 cm / 42-85"
MAX.	160 kg / 352 lbs

- Two synchronized motors for optimal balance
- Height adjustable over 65 cm
- Super smooth and quiet operation
- Space for PC
- Display adapter NOT included, order necessary display bars and display strips (see pages 20-21)
- PFB 3402 / PFB 3405 not possible

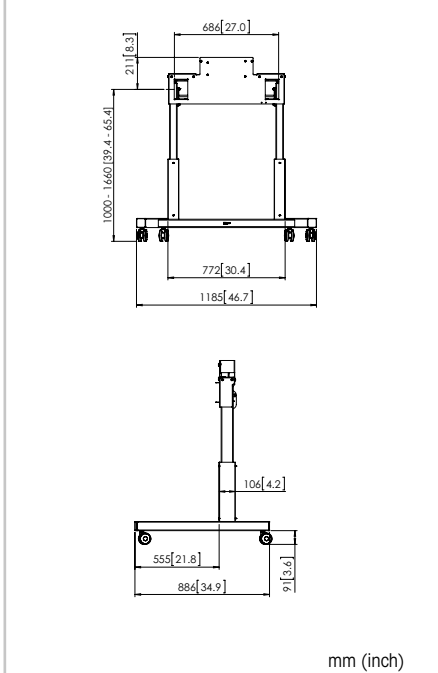


**PFTE 7112**  
Display trolley motorized



SIZE	107-216 cm / 42-85"
MAX.	160 kg / 352 lbs

- Two synchronized motors for optimal balance
- 65 cm height adjustment
- Optional PC holder PFA 9118
- Display adapter NOT included, order necessary display bars and display strips (see pages 20-21)
- PFB 3402 / PFB 3405 not possible
- Wired remote control (cable length 150 cm)

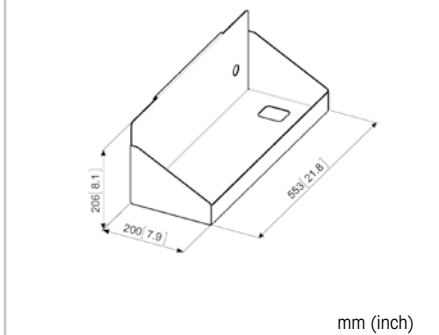


**PFA 9118**  
PC Holder for PFTE 7112



MAX.	10 kg / 22 lbs

- Optional PC holder for PFTE 7112
- Hooks onto the back of the PFTE 7112



**PFA 9119**  
Electronic safety strip



- Optional electronic safety strip for PFTE 7111 / PFTE 7112 and PFWE 7150

Motorized solution kits

**TE1164**  
Motorized trolley



MAX.	160 kg / 352 lbs

- PFTE 7111 display trolley motorized with cabinet
- PFB 3407 interface bar
- PFS 3204 interface display strips

**TE1264**  
Motorized trolley



MAX.	160 kg / 352 lbs

- PFTE 7112 display trolley motorized
- PFB 3407 interface bar
- PFS 3204 interface display strips

**WE5064**  
Motorized wall mounted



MAX.	160 kg / 352 lbs

- PFWE 7150 motorized display wall mount
- PFB 3407 interface bar
- PFS 3204 interface display strips



# Supporting interactivity in every aspect



The Vogel's touch table supports interactivity in every context at every angle. Whether it is a museum, trade fair or an university, the touch table allows you to show your content at its best.

Vogel's' touch table is designed to be used by multiple people at the same time. When you use the standup position, the touch table is perfect for presentations. When the display is completely flat, you have an immersive surface to draw and interact with its content. Thanks to its lift and tilt actuators there will always be an ergonomic and comfortable position to interact with it.

The touch table features a cabinet with ample space for a PC and is lockable so you are can be sure your electronics are safe.

- Key features**
- Ergonomic
  - Effortless height and tilt adjustment
  - Lockable cabinet
  - Cable management

- Specs**
- Max. display weight: 160 kg
  - Min. display size: 55"
  - Max. display size: 85"
  - Travel height: 500 mm
  - Continuous tilt: 90°
  - Center display: 800 - 1300 mm

The Vogel's touch table supports interactivity in every context at every angle.



**Control**  
The touch table features clear and clean controls for effortless height and tilt adjustment. You are able to position them where you want.



**Lockable cabinet**  
The lockable cabinet provides ample space to store a computer, media player and cables.



**Cable management**  
Always perfectly tidied cables thanks to the articulated cable carrier.

**PFTE 7121**  
Touch table motorized with cabinet



SIZE	140-216 cm / 55-85"
MAX.	160 kg / 352 lbs
<ul style="list-style-type: none"><li>• Travel height: 500 mm</li><li>• Continuous tilt: 90°</li><li>• Center display: 800 - 1300 mm</li><li>• Fitment: 700 x 400 mm</li></ul>	





# Motorized display lift

Vogel's motorized display lift allows educators and presenters to bring their content to new heights.

Schools, universities and companies are rapidly modernizing their classrooms and meeting rooms. Blackboards and whiteboards are being replaced by large interactive displays in order to create an immersive and engaging environment.

Whether your audience are children in kindergarten or the board of directors, they will always be able to interact with the content thanks to the display lift's unique 600 mm travel.

### Connect-it compatible

Vogel's motorized lift is a fresh component in our modular Connect-it Series and therefore compatible with our bars, strips and accessories. The motorized display lift can be mounted directly to the floor. With the optional wall bracket you can also secure this floor solution to the wall.

PFFE 7131  
Motorized display lift



228 cm / 90"



120 kg / 264 lbs



- Connect-It compatible
- Max. load: 120 kg
- Up to 90 inch
- 600 mm travel
- Lockable cabinet
- Cable management
- TÜV certified

### FLOOR MOUNTED



- PFFE 7131

### FLOOR STAND



- PFFE 7131
- PFF 7025
- PFB 3407
- PFS 3204

### TROLLEY



- PFFE 7131
- PFT 8525
- PFB 3407
- PFS 3204

PFA 9134  
Wall bracket



- Used to secure the display lift to the wall when drilled to the floor

PFF 7025  
Floor plate large




PFT 8525  
Trolley frame large





FE3164

Motorized floor stand



MAX.

120 kg / 264 lbs

- PFFE 7131 motorized display lift
- PFF 7025 floor plate large
- PFB 3407 interface bar
- PFS 3204 interface display strips

FME3164

Motorized floor mounted




120 kg / 264 lbs

- PFFE 7131 motorized display lift
- PFA 9134 wall bracket
- PFB 3407 interface bar
- PFS 3204 interface display strips

TE3164

Motorized trolley



120 kg / 264 lbs

- PFFE 7131 motorized display lift
- PFT 8525 trolley frame large
- PFB 3407 interface bar
- PFS 3204 interface display strips

# Connect-it floor

## Trolleys and floor stands

Flexibility is the key feature in the Connect-it trolleys and floor stands, from a basic single to any imaginable multiple solution. Creating a video conferencing trolley/stand is easy with the standard components and the wide range of accessories. With Connect-it floor you can create your own custom set-up. The length of the pole in combination with the weight and VESA of the display lead to the perfect floor Connect-it solution.

- Key features
- Flexible modular system
  - Multiple display mounting with standard components
  - Modular display interface for a perfect fit
  - Extensive cable space
  - Limited components, unlimited possibilities



- A

Accessories

Connect-it is designed for flexibility. The design of the pole allows to use the accessories for both floor and ceiling solutions.
- B

Easy install

Due to the connecting plate the installation can easily be done by one person.
- C

Modular display interface

Perfect fitment for any display.
- D

Stand/Trolley

Flexibility is the key feature, create your own custom set-up. Different floor stands and trolley bases are available.
- E

CIS® Cable Inlay System

All cables are nearly hidden and easy accessible. Special precut holes allow cable guidance for any specific height.



FLOOR

Floor stands

Trolleys

Furniture

Trolley / Floor stand

Motorized

PFF 7020

PFF 7030\*

PFF 7040

PFF 7050\*

PFF 7060

PFT 8520

PFT 8530\*

PFF 5100

PFF 5211

PVF 4112

PFT 2515

PFT 2520

PFF 2420

PFTIE 7111

PFTIE 7112

PFTIE 7121

PFFE 7131

PFWE 7150

\*) 2x PUC 27xx pole needed

150 cm

180 cm

200 cm

PUC 2715

PUC 2718

PUC 2720

All bars can also be mounted directly to the wall

PFB 3402 / PFB 3405 / PFB 3407 / PFB 3409 / PFB 3411

PFB 3419 / PFB 3427 / PFB 3433

PFS 3204 / PFS 3208

PFS 3302 / PFS 3304 / PFS 3306 / PFS 3308

PFS 3504 / PFS 3508

WALL

Motorized

How to choose the correct floor solution?

1. Choose floor stand or trolley

2. Choose length of the pole (1,5 - 1,8 or 2,0 meters)

3. Look for the weight of the display

4. Length of the pole in combination with the weight of the display determines the size of the foot plate or frame with wheels

Explanation of colour use:

To make the correct Connect-it product combination, please use products and accessories marked with the same colour.

Floor

Furniture

Motorized

Pole	Length	Floor stands				Trolleys		
		PFF 7020	PFF 7030	PFF 7040	PFF 7050	PFF 7060	PFT 8520	PFT 8530
PUC 2715	1,5 m	105 kg	160 kg	2x 80 kg	2x 100 kg	(2x) 150 kg	105 kg	160 kg
PUC 2718	1,8 m	80 kg	160 kg	2x 60 kg	2x 80 kg	(2x) 150 kg	80 kg	160 kg
PUC 2720	2,0 m	60 kg	120 kg	2x 40 kg	2x 65 kg	(2x) 150 kg	60 kg	150 kg

Maximum flexibility!

Flexibility to a higher level!  
Vogel's Professional introduces Connect-it kits!

Connect-it is the modular system for mounting solutions for ceiling, wall and floor. Modular, because we strongly belief in offering solutions instead of products for the professional market. With a limited number of components, almost unlimited solutions can be created.

Today we are very successful with Connect-it and it's modularity. Nevertheless, we also see a need for simple, standard solutions in the market. Vogel's Professional is proud to be able to fulfill both needs now. We created a number of kits, to make the life of the reseller, installer and of the end user easier. Order just 1 article number if you need a more standard solution. Easy to understand and time saving! To stay as flexible as possible, the components will be delivered separately (modular).

Together with the Pro-AV Mount Advisor, we have created another tool to support you with the selection of the perfect Vogel's Professional mounting system, by introducing these kit codes. We expect that this will meet your needs whenever and wherever you need it.

How does it work? Our codes are built up based on the type of solution (F for floor, T for trolley etc.) together with the pole length and fitment. If you need a trolley (T) with a 1.80 meter pole (18) and a 400 x 400 fitment (44), you just order the T1844, and that's it! Are you looking for a floor mounted solution (FM) with a 2.00 meter pole (20) and a 400 x 400 fitment (44), just go for the FM2044.

With our modular components you can create every desired configuration, see pages 78 to 81.

Single display < 65"  
Floor mounted

SIZE < 165 cm / 65"

MAX. 80 kg / 176 lbs

Fitment 400 x 400 mm

**FM1544**

- PFF 7060 floor mounting plate
- PUC 2715 pole 150 cm
- PFB 3405 interface bar
- PFS 3304 interface display strips

**FM1844**

- PFF 7060 floor mounting plate
- PUC 2718 pole 180 cm
- PFB 3405 interface bar
- PFS 3304 interface display strips

**FM2044**

- PFF 7060 floor mounting plate
- PUC 2720 pole 200 cm
- PFB 3405 interface bar
- PFS 3304 interface display strips

vogel's

74


PRO-AV CATALOGUE - 75



DISPLAY MOUNTS

FLOOR

Single display < 65"  
Floor stand




SIZE

< 165 cm / 65"

MAX.

80 kg / 176 lbs



Fitment 400 x 400 mm

**F1544**

- PFF 7020 floor plate large
- PUC 2715 pole 150 cm
- PFB 3405 interface bar
- PFS 3304 interface display strips


**F1844**

- PFF 7020 floor plate large
- PUC 2718 pole 180 cm
- PFB 3405 interface bar
- PFS 3304 interface display strips

**F2044**

- PFF 7020 floor plate large
- PUC 2720 pole 200 cm
- PFB 3405 interface bar
- PFS 3304 interface display strips

Single display ≥ 65"  
Floor stand




SIZE

< 165 cm / 65"

MAX.

80 kg / 176 lbs



Fitment 600 x 400 mm

**FD1564**

- PFF 7030 floor plate extra large
- 2x PUC 2715 pole 150 cm
- PFB 3407 interface bar
- PFS 3304 interface display strips


**FD1864**

- PFF 7030 floor plate extra large
- 2x PUC 2718 pole 180 cm
- PFB 3407 interface bar
- PFS 3304 interface display strips

**FD2064**

- PFF 7030 floor plate extra large
- 2x PUC 2720 pole 200 cm
- PFB 3407 interface bar
- PFS 3304 interface display strips

Single display ≥ 65"  
Floor stand




SIZE

< 165 cm / 65"

MAX.

120 kg / 264 lbs



Fitment 800 x 400 mm

**FD1584**


- PFF 7030 floor plate extra large
- 2x PUC 2715 pole 150 cm
- PFB 3409 interface bar
- PFS 3204 interface display strips

**FD1884**

- PFF 7030 floor plate extra large
- 2x PUC 2718 pole 180 cm
- PFB 3409 interface bar
- PFS 3204 interface display strips

**FD2084**

- PFF 7030 floor plate extra large
- 2x PUC 2720 pole 200 cm
- PFB 3409 interface bar
- PFS 3204 interface display strips




Configure your solution in just a few easy steps!

TRY NOW!

[www.pro-avmountadvisor.com](http://www.pro-avmountadvisor.com)

With our modular components you can create every desired configuration, see pages 78 to 81.

vogel's


76

Display trolleys and floor stands Connect-it

DISPLAY MOUNTS

FLOOR

Single display < 65"  
Trolley




SIZE

< 165 cm / 65"

MAX.

80 kg / 176 lbs



Fitment 400 x 400 mm

**T1544**

- PFT 8520 trolley frame large
- PUC 2715 pole 150 cm
- PFB 3405 interface bar
- PFS 3304 interface display strips


**T1844**

- PFT 8520 trolley frame large
- PUC 2718 pole 180 cm
- PFB 3405 interface bar
- PFS 3304 interface display strips

**T2044**

- PFT 8520 trolley frame large
- PUC 2720 pole 200 cm
- PFB 3405 interface bar
- PFS 3304 interface display strips

Single display ≥ 65"  
Trolley




SIZE

< 165 cm / 65"

MAX.

80 kg / 176 lbs



Fitment 600 x 400 mm

**TD1564**

- PFT 8530 trolley frame extra large
- 2x PUC 2715 pole 150 cm
- PFB 3407 interface bar
- PFS 3304 interface display strips


**TD1864**

- PFT 8530 trolley frame extra large
- 2x PUC 2718 pole 180 cm
- PFB 3407 interface bar
- PFS 3304 interface display strips

**TD2064**

- PFT 8530 trolley frame extra large
- 2x PUC 2720 pole 200 cm
- PFB 3407 interface bar
- PFS 3304 interface display strips

Single display ≥ 65"  
Trolley




SIZE

< 165 cm / 65"

MAX.

150 kg / 330 lbs



Fitment 800 x 400 mm

**TD1584**


- PFT 8530 trolley frame extra large
- 2x PUC 2715 pole 150 cm
- PFB 3409 interface bar
- PFS 3204 interface display strips

**TD1884**

- PFT 8530 trolley frame extra large
- 2x PUC 2718 pole 180 cm
- PFB 3409 interface bar
- PFS 3204 interface display strips

**TD2084**

- PFT 8530 trolley frame extra large
- 2x PUC 2720 pole 200 cm
- PFB 3409 interface bar
- PFS 3204 interface display strips



Configure your solution in just a few easy steps!

TRY NOW!



[www.pro-avmountadvisor.com](http://www.pro-avmountadvisor.com)

With our modular components you can create every desired configuration, see pages 78 to 81.

PRO-AV CATALOGUE - 77




PFF 7020  
Floor plate



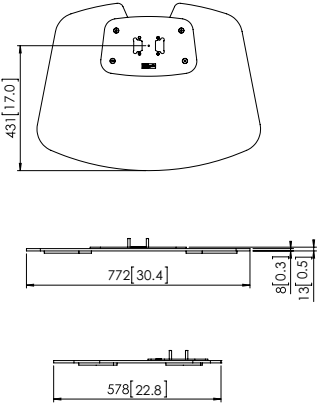
SIZE

MAX. (see schedule page 74)





- Designed to be used with PUC 27xx poles
- Cable guidance through bottom possible
- Handhold for easier transport
- Connecting plate for easy installation
- Maximum weight depends on pole length (see schedule page 74)

Floor




mm (inch)

PFF 7030  
Floor plate



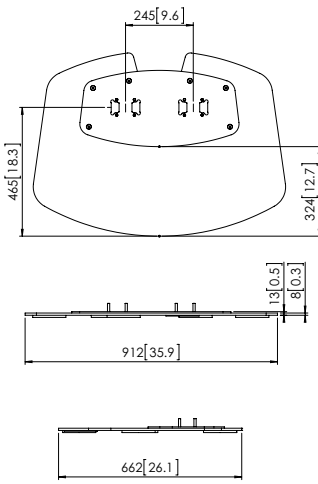
SIZE

MAX. (see schedule page 74)




- Designed to be used with PUC 27xx poles
- Requires 2 poles
- Cable guidance through bottom possible
- Handhold for easier transport
- Connecting plate for easy installation
- Maximum weight depends on pole length (see schedule page 74)

Floor




mm (inch)

PFF 7040  
Floor plate back-to-back



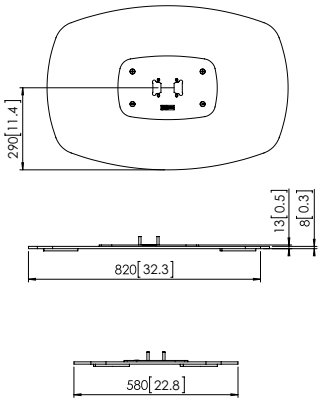
SIZE

MAX. (see schedule page 74)





- Designed to be used with PUC 27xx poles
- Cable guidance through bottom possible
- Connecting plate for easy installation
- Maximum weight floor plate depends on pole length (see schedule page 74)

Floor




mm (inch)

PFF 7050  
Floor plate back-to-back



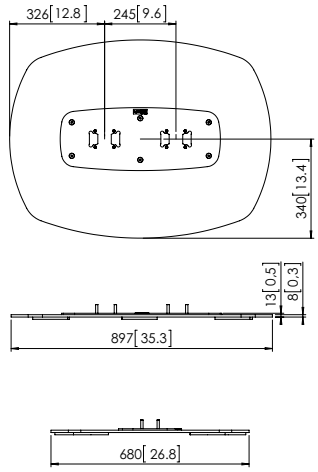
SIZE

MAX. (see schedule page 74)





- Designed to be used with PUC 27xx poles
- Requires 2 poles
- Cable guidance through bottom possible
- Connecting plate for easy installation
- Maximum weight floor plate depends on pole length (see schedule page 74)

Floor




mm (inch)

PFF 7060  
Floor mounting plate



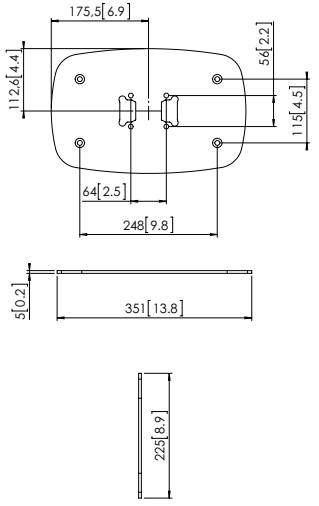
SIZE

MAX. 150 kg / 330 lbs



- For screw-mounting to the floor
- Maximum weight 150 kg (see schedule page 74)

Floor



mm (inch)


vogel's

78

PRO-AV CATALOGUE - 79



PFT 8520  
Trolley frame



SIZE

MAX.

(see schedule page 74)

• Designed to be used with PUC 27xx poles

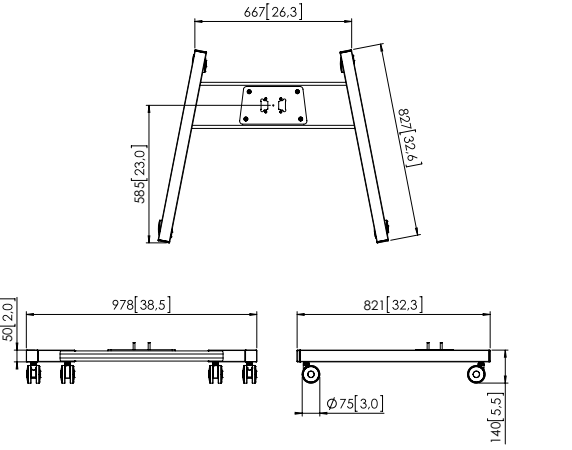
• Cable guidance through bottom

• 4 big castors with brake

• Connecting plate for easy installation


• Maximum weight depends on pole length (see schedule page 74)

Floor



mm (inch)

PFT 8530  
Trolley frame



SIZE

MAX.

(see schedule page 74)

• Designed to be used with PUC 27xx poles

• Requires 2 poles

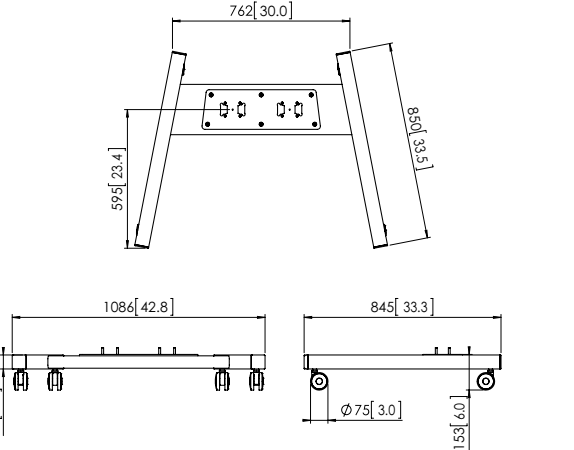
• Cable guidance through bottom

• 4 big castors with brake

• Connecting plate for easy installation


• Maximum weight depends on pole length (see schedule page 74)

Floor



mm (inch)

PUC 2715 / 2718 / 2720  
Poles



SIZE

MAX.

(see schedule page 74)

• Poles PUC 27xx Series in 3 different lengths


• Multiple cable management (CIS®)

• Multiple display mounting

• Designed to be used with all Connect-it accessories


• Can only be used in combination with floor solutions (see schedule page 74)

Floor



mm (inch)

PFB 3402 / 3405 / 3407 / 3409 / 3411  
Interface bar



SIZE

MAX.


(see schedule page 74)

• Interface bars PFB 34xx Series in 5 different lengths:

• Designed to be used with all Connect-it accessories


• Can only be used in combination with floor solutions (see schedule page 74)

Floor



mm (inch)

PFS 3204 / 3208  
Interface display strips



SIZE

MAX.


(see schedule page 74)

• Interface display strips PFS 32xx Series in 2 different lengths:

• Designed to be used with all Connect-it accessories


• Can only be used in combination with floor solutions (see schedule page 74)

Floor



mm (inch)

PFS 3302 / 3304 / 3306 / 3308  
Interface display strips



SIZE

MAX.

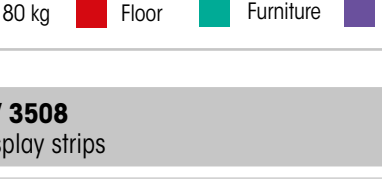
(see schedule page 74)

• Interface display strips PFS 33xx Series in 5 different lengths:

• Designed to be used with all Connect-it accessories


• Can only be used in combination with floor solutions (see schedule page 74)

Floor



mm (inch)

PFS 3504 / 3508  
Interface display strips



SIZE

MAX.


(see schedule page 74)

• Interface display strips PFS 35xx Series in 2 different lengths:

• Designed to be used with all Connect-it accessories

• Can only be used in combination with floor solutions (see schedule page 74)

Floor




mm (inch)



PFA 9104

Bar coupler for PFB 34xx Series



SIZE

-

MAX.

-

- Couple element to couple two interface bars
- Increase fitment range

140 [5.5]

40 [1.6]

124 [4.9]

142 [5.6]

104 [4.1]

38 [1.5]

4


6 [0.2]

14 [0.5]

mm (inch)

PVA 5050 / 5070

AV support

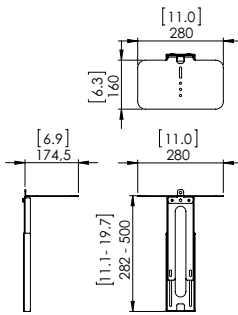


10 kg / 22 lbs

- Fits on all Connect-it interface bars
- Can be used above and below the interface bar (inverted)
- Can be positioned off-center

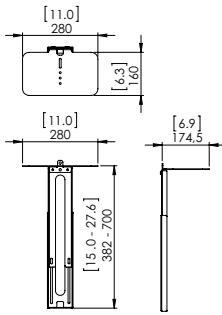
PVA 5050

For screen size 101-139 cm / 40-55"




PVA 5070

For screen size 139-229 cm / 55-90"



PVA 4307 / 4310 / 4316

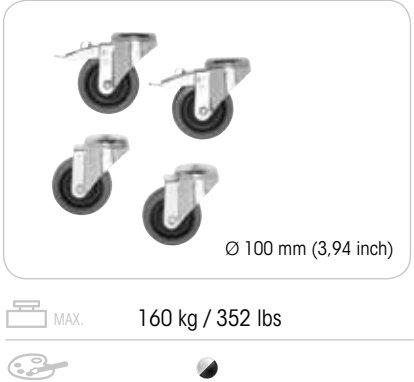
Video conferencing loudspeaker



• See pages 97-98 for more details

PFA 9114

Wheels heavy duty (set of 4)




160 kg / 352 lbs

• Large replacement castors with brake

PFA 9124


Grip for PUC 27xx



• Designed to be used with Connect-it poles

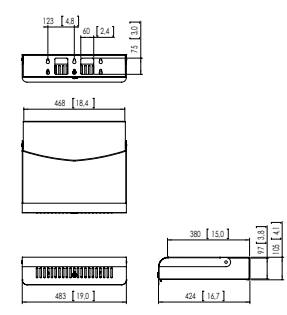
PFA 9112

Locking cabinet



10 kg / 22 lbs


- Locking cabinet for DVD player, laptop or codec
- For Connect-it Series
- Variable height positioning
- Lock + 2 keys included
- Maximum protection against unauthorized use
- Ventilation openings in the front allow remote control still to be used as well



mm (inch)

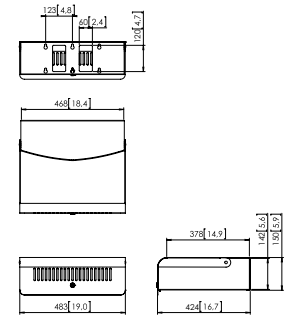
PFA 9113

Locking cabinet



20 kg / 44 lbs

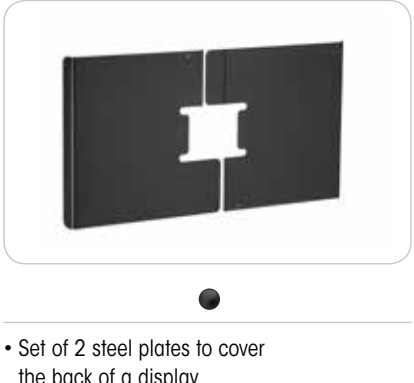
- Large locking cabinet for computer, DVD player, laptop or codec
- For Connect-it series
- Variable height positioning
- Lock + 2 keys included
- Maximum protection against unauthorized use
- Ventilation openings in the front allow remote control still to be used as well



mm (inch)

PFA 9115 / 9116

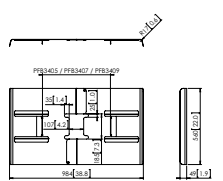
Back covers landscape



- Set of 2 steel plates to cover the back of a display
- Can only be used for single pole
- Connect-it ceiling or floor solution
- Not possible to combine with PFB 3402
- Only suitable for single pole mounting

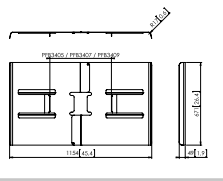
PFA 9115

For screen size 107-119 cm / 42-47"




PFA 9116

For screen size 117-139 cm / 50-55"



PUA 9507

Accessory tray for Connect-it poles

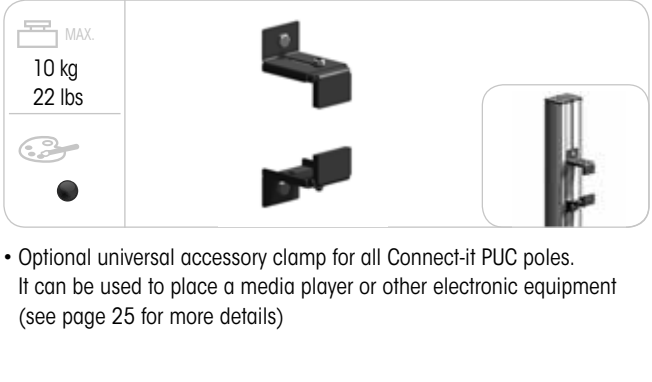


10 kg / 22 lbs

• Optional accessory shelf for Connect-it (see page 25 for more details)

PFA 9127

Accessory clamp



10 kg / 22 lbs

• Optional universal accessory clamp for all Connect-it PUC poles. It can be used to place a media player or other electronic equipment (see page 25 for more details)

voegel's

82

PRO-AV CATALOGUE - 83



# A new revolution

## Connect-it Universal video wall solutions



Vogel's is once again pushing the boundaries of video wall mounting solutions. By adding a complete new range of Universal video wall solutions to our existing Connect-it system, we are expanding the applications of LCD video walls - in terms of size, position, mobility and flexibility. In addition, we can also now offer solutions for LED screens, for a futureproof standard. This universal and modular concept excels in quality and ease of installation. And being Vogel's, it also looks great of course.

### Height, breadth and quality

A minimal number of linkable components can be combined to produce a mounting solution for all sizes of video wall. Vogel's existing Connect-it Interface bars and display strips are the basis for LCD video wall mounting solutions and in addition we now have dedicated strip sets for mounting LED tiles as well. The new, unique connectable uprights allow video walls to ascend to great heights. With this new revolution, we open up an entirely new level of showing content. Whether you need a ceiling, a floor-to-wall, floor-to-ceiling, free-standing, back-to-back, fixed or mobile solution, installation is clear and simple. One system for a host of applications with easy access for maintenance which is as durable as it is versatile.

### Safe and Secure

Solidity, stability and safety are key. Solid support options and clear placement advice ensure correct and safe installation. And as always, this union of innovation and safety is sealed with TÜV-5 certification.


How to build a **universal video wall floor stand or trolley solution?**  
For example a 2x2 universal video wall floor stand solution.



How to build a **universal video wall fixed to the floor solution?**  
For example a 3x3 universal video wall fixed to the floor solution.



How to build a **universal video wall ceiling solution?**  
For example a 3x3 universal video wall ceiling solution.










DISPLAY MOUNTS

FLOOR

PUC 2920 / 2927 / 2933

Poles



MAX.

2x 337,5 kg / 744 lbs

Poles PUC 29xx Series in 3 different lengths:

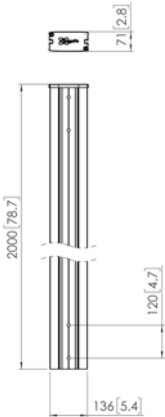
- PUC 2920 (200 cm)
- PUC 2927 (270 cm)
- PUC 2933 (330 cm)

• Designed to be used with universal video wall Connect-it components

• Modular system

• Extensive cable space

• TÜV certified




mm (inch)

FLOOR

PFB 34xx

Interface bars



MAX.

-

Interface bars PFB 34xx Series in 8 different lengths:

**PFB 3402**  
Length bar: 290 mm  
Max fitment: 225 mm

**PFB 3405**  
Length bar: 515 mm  
Max fitment: 450 mm

**PFB 3407**  
Length bar: 715 mm  
Max fitment: 650 mm

**PFB 3409**  
Length bar: 915 mm  
Max fitment: 850 mm

**PFB 3411**  
Length bar: 1175 mm  
Max fitment: 1110 mm

**PFB 3419**  
Length bar: 1915 mm  
Max fitment: 1850 mm

**PFB 3427**  
Length bar: 2765 mm  
Max fitment: 2700 mm


**PFB 3433**  
Length bar: 3315 mm  
Max fitment: 3250 mm

(see page 34 for more details)

FLOOR

PFS 3504 / 3508

Interface display strips



MAX.

80 kg / 176 lbs

Interface display strips PFS 35xx Series in 2 different lengths:

**PFS 3504**  
Length strips: 445 mm  
Max fitment: 400 mm

**PFS 3508**  
Length strips: 820 mm  
Max fitment: 800 mm


(see page 35 for more details)

DISPLAY MOUNTS

FLOOR

PFA 9131

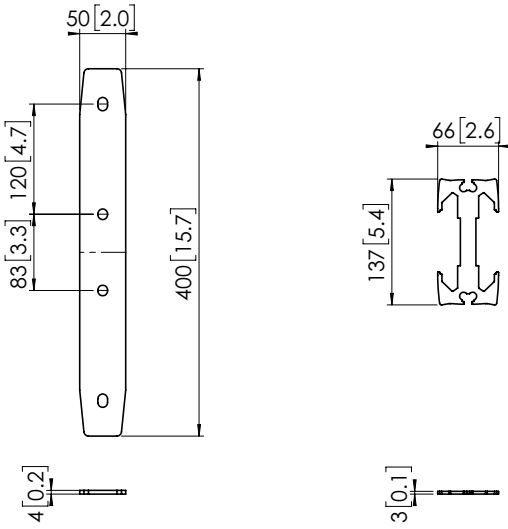
Pole Coupler for PUC 29xx



MAX.

2x 337,5 / 744 lbs

- Designed to be used with PUC 29xx poles
- For floor to ceiling solutions
- Modular system
- Easy to install
- TÜV certified




mm (inch)

FLOOR

PFA 9133

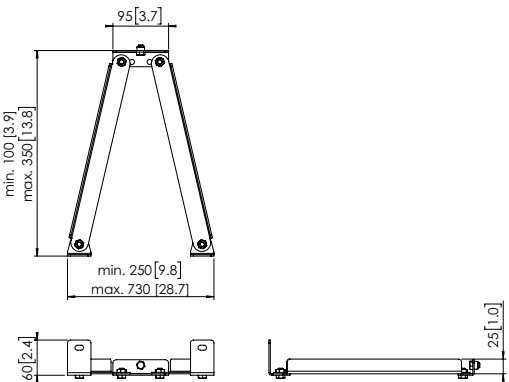
Wall support sliding bracket



MAX.

-







- Designed to be used with PUC 29xx poles
- When extra support is desired
- Modular system
- Easy to install
- TÜV certified









mm (inch)



Universal video wall floor stand kits

FVW2255	FVW3347	FVW3355
Video wall floor stand 2x2	Video wall floor stand 3x3	Video wall floor stand 3x3
		
 SIZE 116-139 cm / 46-55"	116-120 cm / 46-47"	139 cm / 55"
 MAX. 113 kg / 249 lbs (display)	45 kg / 99 lbs (display)	45 kg / 99 lbs (display)
 ●	●	●
<b>Fitment: 1935 x 400 mm</b> <ul style="list-style-type: none"><li>• 2x PFF 7920 video wall floor stand base</li><li>• 1x PFA 9129 video wall cross bar</li><li>• 2x PFB 3419 interface bar</li><li>• 4x PFS 3504 interface display strips</li><li>• 2x PUC 2920 poles</li></ul> Max. distance to floor: <ul style="list-style-type: none"><li>• 46 - 47" 975 mm</li><li>• 55" 775 mm</li></ul>	<b>Fitment: 2785 x 400 mm</b> <ul style="list-style-type: none"><li>• 2x PFF 7920 video wall floor stand base</li><li>• 1x PFA 9130 video wall cross bar</li><li>• 3x PFB 3433 interface bar</li><li>• 9x PFS 3504 interface display strips</li><li>• 2x PUC 2927 poles</li></ul> Max. distance to floor 1090 mm	<b>Fitment: 3335 x 400 mm</b> <ul style="list-style-type: none"><li>• 2x PFF 7920 video wall floor stand base</li><li>• 1x PFA 9130 video wall cross bar</li><li>• 3x PFB 3427 interface bar</li><li>• 9x PFS 3504 interface display strips</li><li>• 2x PUC 2927 poles</li></ul> Max. distance to floor 790 mm
mm (inch)	mm (inch)	mm (inch)

Universal video wall trolley kits

TVW2255	TVW3347	TVW3355
Video wall trolley 2x2	Video wall trolley 3x3	Video wall trolley 3x3
		
 SIZE 116-139 cm / 46-55"	116-120 cm / 46-47"	139 cm / 55"
 MAX. 113 kg / 249 lbs (display)	20 kg / 44 lbs (display)	44 kg / 97 lbs (display)
 ●	●	●
<b>Fitment: 1935 x 400 mm</b> <ul style="list-style-type: none"><li>• 2x PFT 8920 video wall trolley base</li><li>• 1x PFA 9129 video wall cross bar</li><li>• 2x PFB 3419 interface bar</li><li>• 4x PFS 3504 interface display strips</li><li>• 2x PUC 2920 poles</li></ul> Max. distance to floor: <ul style="list-style-type: none"><li>• 46 - 47" 855 mm</li><li>• 55" 1055 mm</li></ul>	<b>Fitment: 2785 x 400 mm</b> <ul style="list-style-type: none"><li>• 2x PFT 8920 video wall trolley base</li><li>• 1x PFA 9130 video wall cross bar</li><li>• 3x PFB 3433 interface bar</li><li>• 9x PFS 3504 interface display strips</li><li>• 2x PUC 2927 poles</li></ul> Max. distance to floor 1170 mm	<b>Fitment: 3335 x 400 mm</b> <ul style="list-style-type: none"><li>• 2x PFT 8920 video wall trolley base</li><li>• 1x PFA 9130 video wall cross bar</li><li>• 3x PFB 3427 interface bar</li><li>• 9x PFS 3504 interface display strips</li><li>• 2x PUC 2927 poles</li></ul> Max. distance to floor 870 mm
mm (inch)	mm (inch)	mm (inch)



# PVF 4112 Video Conferencing Furniture

Video conferencing is developing fast. Vogel's is capitalising on this trend with a refreshing, specially designed furniture in which all necessary equipment can be accommodated. Perfectly suitable for the modern techniques of video conferencing. This furniture's design incorporates a great attention to detail. That is why this furniture is different from all existing, individual solutions. The Vogel's video conferencing furniture provides stylish integration of video conferencing equipment in almost all environments.



The video conferencing furniture is designed in line with our award winning PFF 5100. The products are created with high quality materials. Thanks to the slim design, the furniture is ideal for use in small rooms. The cabinet can be locked to prevent unauthorized access to the products inside. It has two 19" rack spaces and includes two trays which are adjustable in height. A special compartment is created in the centre of the cabinet to place a power socket. The product is available in silver and white.

### PVF 4112 Video conferencing furniture for standalone solutions


The very stylish design of the front and back offers the possibility to use the PVF 4112 as a standalone model. Together with the Vogel's Connect-it interface bar and interface display strips you are able to mount single displays from 55" up to 90" or dual displays up to 2x 65". Combine the product with our camera and loudspeaker holders (PVA 5050 / PVA 5070) and our loudspeakers (PVA 43xx) to create a complete solution.



PVF 4112



Space for power socket




Lockable cabinet

### PVF 4112 Video conferencing furniture

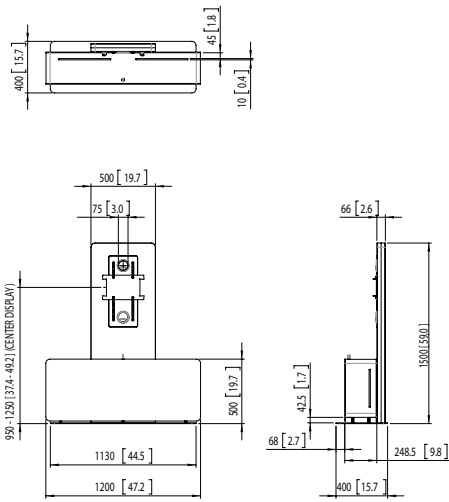


SIZE 1x 228 cm or 2x 165 cm / 1x 90" or 2x 65"

MAX. 80 kg (2x 40 kg) / 176 lbs (2x 88 lbs)



- Dedicated video conference furniture
- Easy to open front cover
- Lockable front cover
- 2x 19" rack space
- NOT included; display interface, order necessary display bars and display interface strips (see pages 20-21)
- PFB 3402 not possible



mm (inch)



## PFF 5100 Video conferencing furniture




### Display mounting

In order to mount one or two displays, you choose the Vogel's Connect-it interface bar and strips to create the perfect fit. A special holder (PVA 5050, PVA 5070) can be used in order to mount a video conferencing camera or loudspeaker.

The aluminium panel on the front can easily be removed, allowing access to the interior where a codec and other peripheral equipment can be stored.

In addition to video conferencing, this furniture is also ideal for use as a kiosk with a display in portrait position or as a luxury display stand in which peripherals can be stored.



Easy to remove front panel



Built-in wheels



Ventilation slits



## PFF 5211 Video conferencing furniture



PFF 5211 is a stylish video conferencing furniture especially designed for use with larger displays. It is suitable for single displays of 55" up to 90" or dual displays up to 2x 65". The furniture has wheels for easy maneuverability and the cabinet has ample space for codecs, switches and other electronic equipment. Access to the inside is made easy with two doors at the front, as well as two doors at the back. The furniture has an integrated loudspeaker compartment for an optional loudspeaker. This can be the Vogel's PVA 4307 or any other speaker that fits in the available space.

### Accessories:

- Interface bar (depending on display size)
- Interface displays strips (depending on display size)
- PVA 5050, PVA 5070 camera/loudspeaker holder
- PVA 43xx Video conferencing loudspeaker



Front side of the furniture



Back side of the furniture


PFF 5211  
PFB 3411  
PVA 5050





PFF 5100

Video conferencing furniture



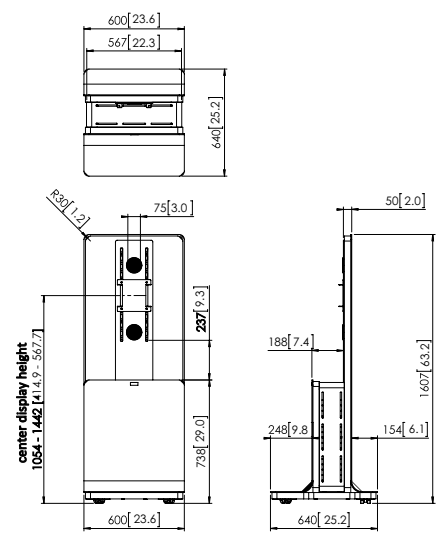
SIZE

1x 139 cm or 2x 120 cm / 1x 55" or 2x 47"

MAX.

80 kg (2x 40 kg) / 176 lbs (2x 88 lbs)


- Dedicated video conferencing furniture
- Easy to open front cover
- Built-in wheels
- NOT included; display interface, order necessary display bars and display strips (see pages 20-21)
- PFB 3402 not possible



mm (inch)

PFF 5211

Video conferencing furniture



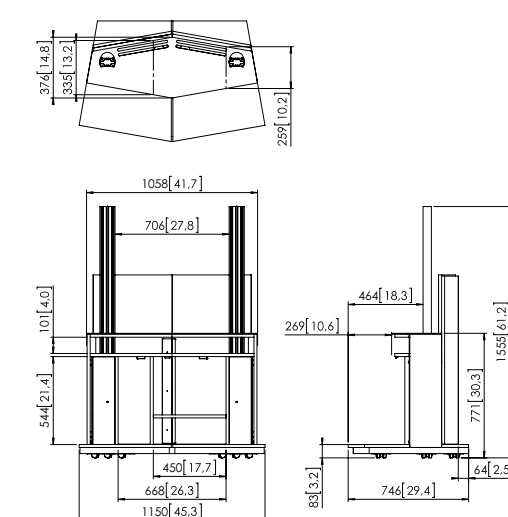
SIZE

1x 228 cm or 2x 165 cm / 1x 90" or 2x 65"

MAX.

Max. 80 kg (2x 40 kg) / 176 lbs (2x 88 lbs)

- Dedicated video conferencing furniture
- Easy to open front and back doors
- Built-in wheels
- Integrated loudspeaker space
- NOT included: display interface, order necessary display bars and display strips (see pages 20-21)
- Optional PFA 9126 Bracket kit when using PFB 3409
- PFB 3402 / PFB 3405 / PFB 3407 not possible



mm (inch)

# Amplified video conferencing loudspeakers

Good sound quality is critical if you want to have a productive video conference. However, it isn't easy to find. Most video conferencing systems focus on video, with a good or even excellent display and camera. But their loudspeakers are often nothing more than a small table unit with low audio quality. Vogel's developed a unique range of loudspeakers, especially designed for video conferencing. Our speakers give you a truly high-quality voice audio experience to match the video quality.



100% Dutch:  
designed,  
engineered and  
produced in the  
Netherlands

**Natural sound**  
The core of the loudspeaker is the built-in Digital Sound Processor (DSP), which makes the loudspeaker sound like your video conferencing partners are actually in the room with you. Nearly all traditional loudspeakers are optimised for music reproduction. In contrast, our speakers with a DSP are tuned for natural-sounding speech. Even the positioning of your video conferencing partners is clear due to the stereo set up.



The Vogel's video conferencing loudspeakers are available in several sizes, optimised for smaller and larger rooms.



**RS232-485 remote control**  
With the built-in RS232-285 communication port, the speaker can be remote controlled. This is a great feature for larger or multi-location video conferencing installations.

**Multifunctional control button**


- On-off
- Volume control
- Auto power on/off
- LED status indicator


**High-grade aluminium enclosure**  
One-piece anodised aluminium housing for a perfect match with Vogel's stylish Video conferencing furniture.




PVA 4307

Video conferencing loudspeaker

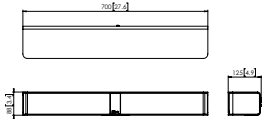







- Dimensions: 700 x 125 x 91 mm (w x d x h)
- 4 full-range drivers, 2¾", aluminium cone, optimised off-axis response
- Mounting bottom: center 1x M6
- Mounting back: 2x M6 @ 100 mm


Position mounting holes (in mm)




PVA 4310

Video conferencing loudspeaker

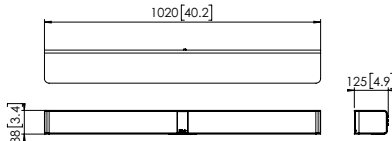







- Dimensions: 1020 x 125 x 91 mm (w x d x h)
- 4 full-range drivers, 2¾", aluminium cone, optimised off-axis response
- Mounting bottom: center 1x M6
- Mounting back: 2x M6 @ 100 mm


Position mounting holes (in mm)




PVA 4316

Video conferencing loudspeaker

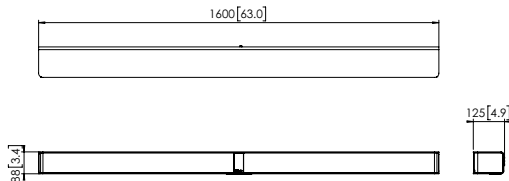






- Dimensions: 1600 x 125 x 91 mm (w x d x h)
- 8 full-range drivers, 2¾", aluminium cone, optimised off-axis response
- Mounting bottom: 3x M6
- Mounting back: 2x M6 @ 100 mm and 2x M6 @ 900 mm

Position mounting holes (in mm)



General specifications:

- Designed and produced in the Netherlands
- Class D power amplifier
- Intergrated DSP unit
- Output: max. 95 dB(A) max SPL
- Input: RCA/Cinch stereo
- Drivers: 2 ¾", aluminum cone
- Auto power ON (signal on inputs > 3 sec)
- Auto power OFF (no signal on inputs > 15 min)
- Volume memory function, also after power down
- Automatic input level limiter
- RS232/485 communication port
- High grade anodized aluminum housing
- 110-240V, 50-60Hz external power supply

# Superb trolleys and stands

The trolleys and floor stand need to be combined with the Connect-it interface bars and interface display strips. To create a complete video conferencing solution use the Vogel's camera/loudspeaker holders and loudspeakers.

## Display mounting

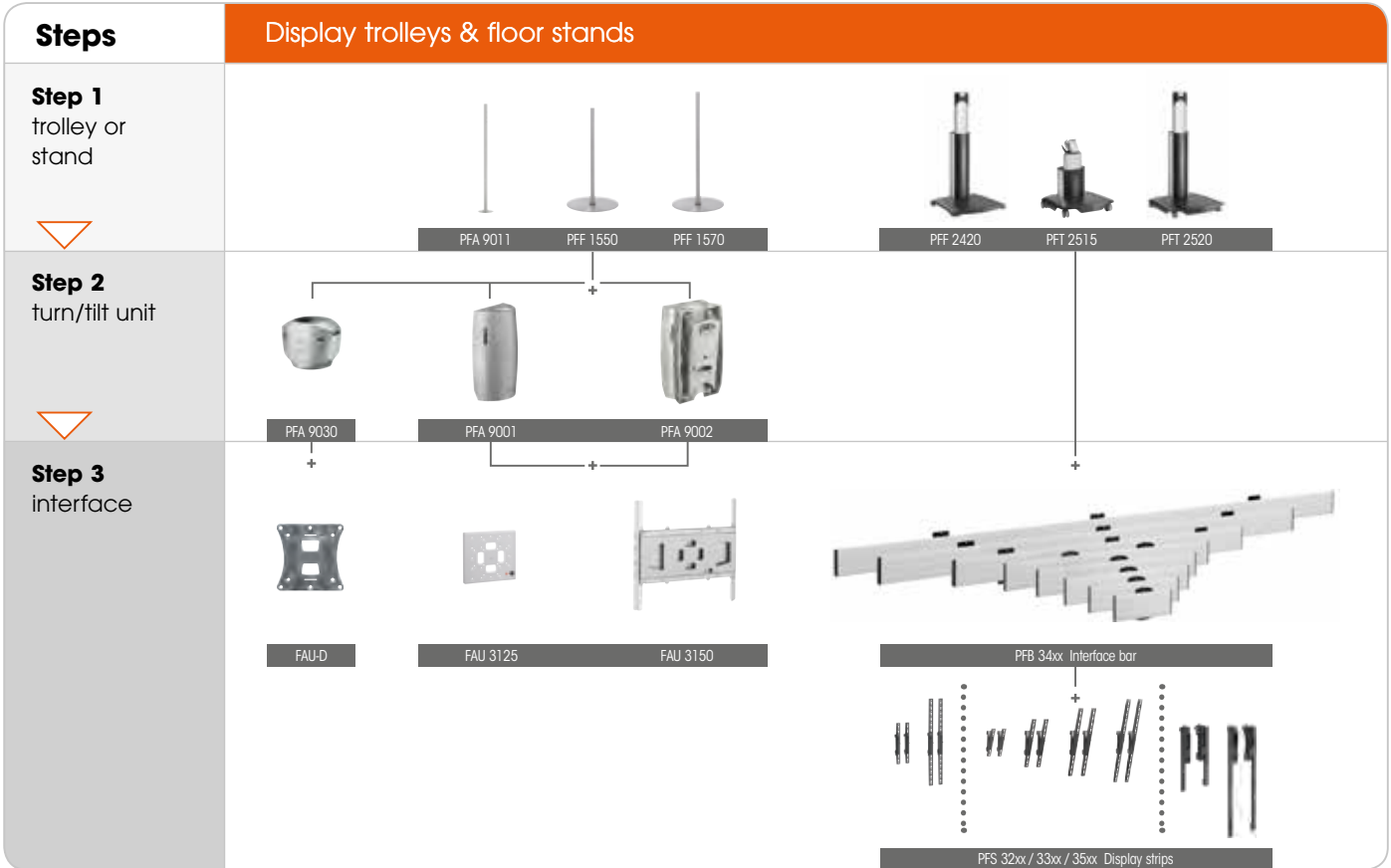
In order to mount one or two displays, you choose the Vogel's Connect-it interface bar and strips to create the perfect fit. A special holder (PVA 5050, PVA 5070) can be used in order to mount a video conferencing camera or loudspeaker.

## Accessories

- Interface bar (depending on display size)
- Interface displays strips (depending on display size)
- PVA 5050, PVA 5070 Camera / loudspeaker holder
- PVA 43xx Video conferencing loudspeaker

## The key features of trolley and floor stands:

- Stylish design
- Full cable management
- Video conferencing






Display trolleys & floor stands

PFF 2420

Display floor stand



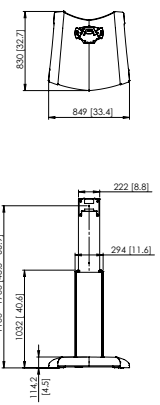
SIZE

81-165 cm / 32-65"

MAX.

70 kg / 154 lbs


- Height adjustable (110-170 cm)
- Autolock® locking system
- Cable storage under the base cover
- CIS® Cable Inlay System
- Mounting hole for anti theft cable
- Only compatible with PFS 32xx
- NOT included; display interface, order necessary display bars and display strips (see pages 20-21)



mm (inch)

PFT 2515

Display trolley



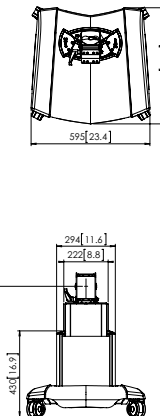
SIZE

81-165 cm / 32-65"

MAX.

70 kg / 154 lbs


- Height adjustable (59-64 cm)
- Autolock® locking system
- 10-60° tilting
- Cable storage under the base cover
- CIS® Cable Inlay System
- Mounting hole for anti theft cable
- Only compatible with PFS 32xx
- NOT included; display interface, order necessary display bars and display strips (see pages 20-21)



mm (inch)

PFT 2520

Display trolley



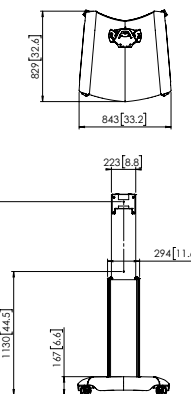
SIZE

81-140 cm / 32-65"

MAX.

55 kg / 121 lbs

- Height adjustable (113-177 cm)
- Autolock® locking system
- Cable storage under the base cover
- CIS® Cable Inlay System
- Mounting hole for anti theft cable
- Only compatible with PFS 32xx
- NOT included; display interface, order necessary display bars and display strips (see pages 20-21)




mm (inch)

Display trolleys & floor stands

PFA 9033

Accessory shelf



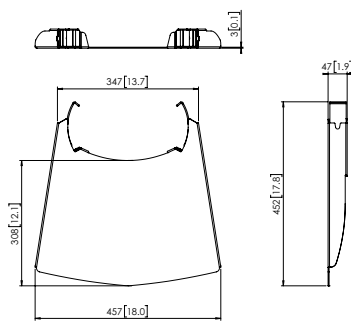
SIZE

-

MAX.

10 kg / 22 lbs


- Optional accessory shelf for PFF 2420 / PFT 2520
- Variable height positioning
- Multiple shelves per trolley / stand possible
- Can be mounted on front or back



mm (inch)

PFA 9034

Locking cabinet



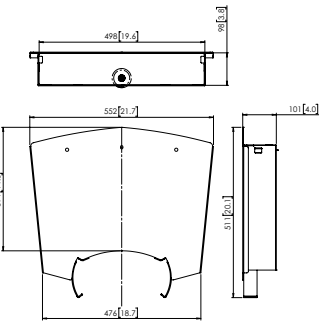
SIZE

-

MAX.

10 kg / 22 lbs


- Locking cabinet for eg. DVD player or laptop for PFF 2420 / PFT 2520
- Infra-red transparent cover plate
- Lock + 2x key included
- Variable height positioning
- Can be mounted on front or back



mm (inch)

PFA 9052

Locking cabinet



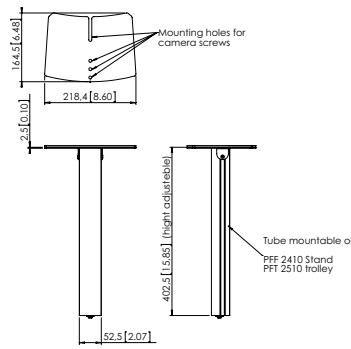
SIZE

-

MAX.

20 kg / 44 lbs

- Large locking cabinet for eg. codecs or laptop for PFF 2420 / PFT 2520
- Lock + 2x key included
- Variable height positioning
- Can be mounted on front or back
- Maximum protection against unauthorized use



mm (inch)

vogel's

100

PRO-AV CATALOGUE - 101



SIZE

48-140 cm / 19-55"

MAX.

(2x) 45 kg / 100 lbs

• Stylish design, brushed stainless steel

• CIS® Cable Inlay System

• Height 150 cm

• Combine with turn & tilt unit PFA 9001 / PFA 9002 and universal interface FAU 3150 / FAU 3125 or combine with PFA 9030 and FAU-D (see page 104)

1500 [59.06]

1390 [54.72]

321 [12.6]

Ø 700 [27.56]

Ø 60 [2.36]

mm (inch)

SIZE

48-140 cm / 19-55"

MAX.

(2x) 40 kg / 88 lbs

• Stylish design, brushed stainless steel

• CIS® Cable Inlay System

• Height 170 cm

• Combine with turn & tilt unit PFA 9001 / PFA 9002 and universal interface FAU 3150 / FAU 3125 or combine with PFA 9030 and FAU-D (see page 104)

1700 [66.93]

1590 [62.60]

321 [12.6]

Ø 700 [27.56]

Ø 60 [2.36]

mm (inch)

SIZE

48-165 cm / 19-65"

MAX.

60 kg / 132 lbs

• Stylish stainless steel floor stand, screw-mounted to the floor

• CIS® Cable Inlay System

• Height 180 cm

• Combine with turn & tilt unit PFA 9001 / PFA 9002 and universal interface FAU 3150 / FAU 3125 or combine with PFA 9030 and FAU-D (see page 104)

1800 [70.87]

1650 [65.00]

321 [12.6]

Ø 700 [27.56]

Ø 60 [2.36]

mm (inch)

SIZE

-

MAX.

10 kg / 22 lbs

• Accessory shelf for PFA poles PFA 9003 / 9004 / 9015 and PFF 1550 / PFF 1570 / PFA 9011 floor stands

105 [4.1]

27 [1.1]

360 [14.2]

475 [18.7]

285 [11.2]

52 [2.0]

mm (inch)

SIZE

-

MAX.

60 kg / 132 lbs

• Autolock® locking system

• Fits on PFA poles and standard 60 mm poles

• Turn and 20° tilt function

• Suitable for interfaces FAU 3125 or FAU 3150 (see page 104)

150 [5.91]

77 [3.03]

285 [11.2]

48 [1.9]

mm (inch)

SIZE

-

MAX.

(2x) 60 kg / (2x) 132 lbs (balanced)

• Autolock® locking system

• Fits on PFA poles and standard 60 mm poles

• Turn and 20° tilt function

• Suitable for 2x interfaces FAU 3125 or FAU 3150 (see page 104)

150 [5.91]

150 [5.91]

150 [5.91]

150 [5.91]

150 [5.91]

150 [5.91]

150 [5.91]

150 [5.91]

mm (inch)

vogel's

102

PRO-AV CATALOGUE - 103




DISPLAY MOUNTS

FLOOR

PFA 9030

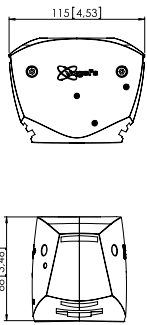
Turn & tilt unit



≤ 66 cm / 26"

20 kg / 44 lbs

- Fits on PFF 1550 / 1570 or PFA 9011
- Turn and 15° tilt function
- Suitable for:
  - 1 x FAU-D interface for single display
  - 2 x FAU-D interface for 2 displays back-to-back



mm (inch)

FAU-D


Display interface VESA MIS-D


SIZE

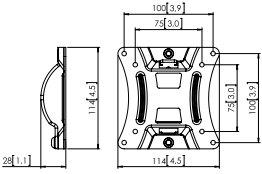
30-58 cm  
12-23"

MAX.

12 kg  
26 lbs







mm (inch)

- Use in combination with PFA 9030
- 75 x 75, 100 x 100 mm mounting

FAU 3125


Display interface


SIZE

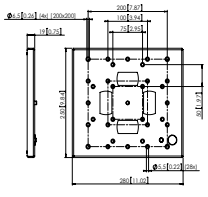
58-101 cm  
23-40"

MAX.

60 kg  
132 lbs







mm (inch)

- VESA 75 x 75, 100 x 100, 200 x 100, 200 x 200 mm
- Autolock® locking system

- Landscape or portrait mounting
- Optional anti theft lock PFA 9008 (see page 31)

FAU 3150


Display interface


SIZE

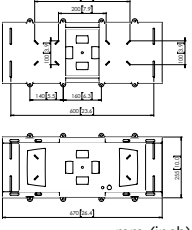
76-165 cm  
30-65"

MAX.

70 kg  
154 lbs








mm (inch)

- Fitment min. 50 x 50 mm, max. 960 x 512 mm
- Autolock® locking system

- Landscape or portrait mounting
- Optional anti theft lock PFA 9008 (see page 31)

PB 175

Display trolley




SIZE

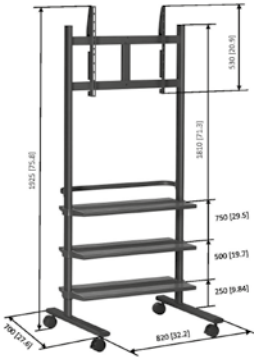
91-127 cm / 36-50"

MAX.

50 kg / 110 lbs




- Basic / economic model
- Including universal interface max. 670 x 510 mm
- 3 accessory trays
- 4 big castors, 2 with brakes
- Fast and easy to assemble
- Max. load shelf 10 kg / 22 lbs



mm (inch)

PB 150

Display trolley




SIZE


91-127 cm / 36-50"

MAX.

50 kg / 110 lbs




- Basic / economic model
- Including universal interface max. 670 x 510 mm
- 3 accessory trays
- 4 big castors, 2 with brakes
- Fast and easy to assemble
- Max. load shelf 10 kg / 22 lbs



mm (inch)

PB 050

Display table stand




SIZE

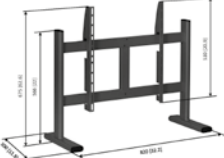
91-127 cm / 36-50"

MAX.

50 kg / 110 lbs



- Basic / economic model
- Including universal interface (max. 670 x 510 mm)
- Fast and easy to assemble



mm (inch)

voegel's

104

PRO-AV CATALOGUE - 105



# Monitor mounts

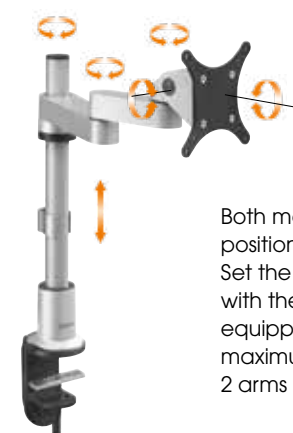
Better ergonomics, more free desk space, extra flexibility

## Why you need a monitor desk mount?

The standard feet supplied with most monitors are just that - standard. They usually allow a very limited range of movement, which will not let you adjust your monitor to special positions or avoid reflected light. They can also force you to sit in an awkward position which can cause health problems down the road. A Vogel's dedicated monitor desk mount is the answer. It helps you create a more comfortable and professional working environment.

## Durable quality and stylish design

Vogel's monitor mounts are designed for intensive professional use. Features like fingertip height-adjustment, three point cable management and the special Flexmount™ provide outstanding performance and longlasting quality. Their stylish design fits any decor or type of desk.



### PFD 8522 & PFD 8523

- Rotate monitor
- Solid 3 point cable management
- Collapsible arms

Both models offer everything you need to position your monitor comfortably and neatly. Set the height and move and rotate the monitor with the touch of a finger. Model PFD 8522 is equipped with 2 pivot points. PFD 8523 offers maximum flexibility and range of motion with 2 arms and 3 pivot points.



### PFD 8541 & PFD 8543

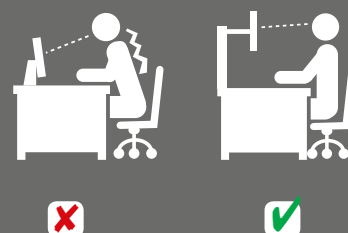
- Rotate monitor
- Solid 3 point cable management
- Collapsible arms
- Fingertip height adjustment

For areas where a lot of different people work with the same monitor, like reception desks or flex workstations, our floating models are the perfect solution. The adjustable gas spring makes the monitor weightless, so you can easily pull your monitor up and down to the right height. The PFD 8541 and PFD 8543 models are each designed to support monitors in different weight classes.

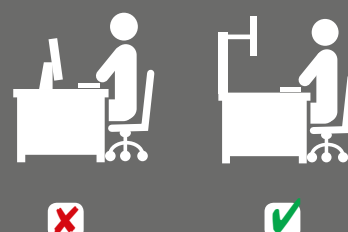


## Three Key advantages

### Better ergonomics



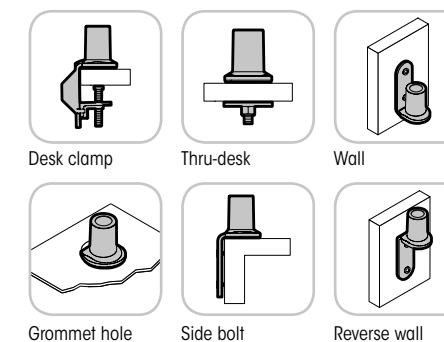
### More free desk space



### Extra flexibility



## Flexmount™ configurations



## Flexmount™ 6 mounting solutions in 1 mount

Flexmount lets you install the desk mounts in 6 different ways. So you can be sure that the Vogel's desk mount will fit just about every desk set-up without having to buy additional accessories. The Flexmount is included in the PFD 8522, 8523, 8541 and 8543.



## Dual monitor adapter

More and more people are using two monitors simultaneously. This is very easy with the PFA 9102. The two monitors will be perfectly aligned next to each other and move as one monitor. PFA 9102 is also suitable for mounting two monitors vertically above and below each other. This mount supports up to 6 kg for each monitor. PFA 9102 fits the PFD 8522, 8523, 8541 and 8543.




PFD 8523 + PFA 9102  
Horizontal position



PFD 8543 + PFA 9102  
Vertical position

### PFD 8522

Monitor mount static

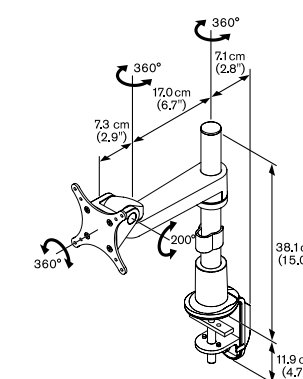


SIZE 25-66 cm / 10-26"

MAX. 13 kg / 28 lbs




- Flexmount™
- Monitor rotation
- 3 point cable management
- 2 pivot points
- Dual monitor mounting with PFA 9102 (optional)
- Fitment VESA MIS-D 75 x 75, 100 x 100 mm
- Maximum thickness of desk: 83 mm



mm (inch)

### PFD 8523

Monitor mount static

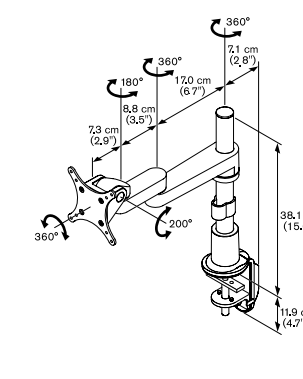


25-66 cm / 10-26"

13 kg / 28 lbs



- Flexmount™
- Monitor rotation
- 3 point cable management
- 3 pivot points
- Dual monitor mounting with PFA 9102 (optional)
- Fitment VESA MIS-D 75 x 75, 100 x 100 mm
- Maximum thickness of desk: 83 mm




mm (inch)



Monitor mounts


PFD 8541

Monitor mount dynamic

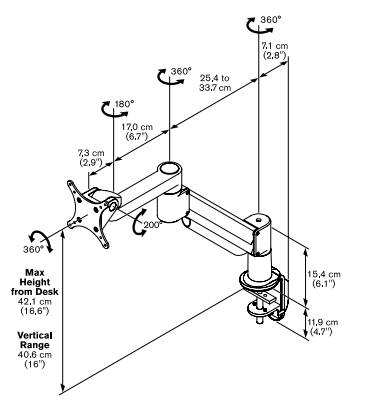


SIZE 25-66 cm / 10-26"

MAX. 2,0-5,7 kg / 4,4-12,5 lbs




- Flexmount™
- Monitor rotation
- 3 point cable management
- 3 pivot points
- Gas spring
- Dual monitor mounting with PFA 9102 (optional)
- Fitment VESA MIS-D 75 x 75, 100 x 100 mm
- Maximum thickness of desk: 83 mm



mm (inch)


PFD 8543

Monitor mount dynamic

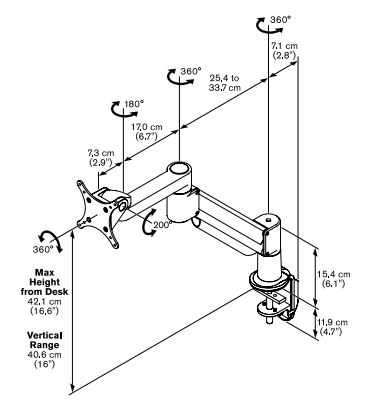


SIZE 25-66 cm / 10-26"

MAX. 5,6-11 kg / 12,3-24,2 lbs




- Flexmount™
- Monitor rotation
- 3 point cable management
- 3 pivot points
- Gas spring
- Dual monitor mounting with PFA 9102 (optional)
- Fitment VESA MIS-D 75 x 75, 100 x 100 mm
- Maximum thickness of desk: 83 mm



mm (inch)


PFA 9102

Dual monitor adapter for PFD 85xx

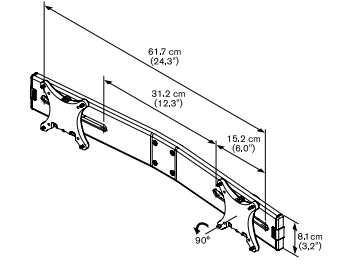


SIZE 25-55 cm / 10-22" (2x)

MAX. 12 kg (2x 6 kg) / 26,4 (2x 13,2) lbs




- Accessory for PFD 8522, 8523, 8541, 8543
- Fitment VESA MIS-D 75 x 75, 100 x 100 mm
- Max. display width 580 mm



mm (inch)


PFA 9125

Dual monitor mount adapter




MAX. 42,1 cm (16,6")

MAX. 40,6 cm (16")



- Accessory for PFD 8541, 8543
- Mount two monitor mounts



mm (inch)

Secure tablet enclosures

# Vogel's TabLock®

Professional enclosure for your tablet




More often, iPads or Android tablets can be found in public areas, such as airports, museums and showrooms, as they are ideal for viewing video files, product information and interactive communication. Nothing can be better than a tablet: relatively inexpensive, compact and user-friendly.

In order to use a tablet in public, it needs a secure enclosure that gives accessibility for users while simultaneously providing protection against theft or unauthorised use. Vogel's Professional has developed the perfect solution: TabLock®.


## Several versions for iPad and Samsung Galaxy Tab

Each model of the TabLock (iPad and Samsung Galaxy Tab) has two versions. One version has an accessible home button, which allows users to close the current application and start another. The other version has the home button completely hidden. The pin-openings can be used to turn the tablet on or off and to adjust the volume. The Lock and Key system, which is the unique locking mechanism within the TabLock prevents theft but still gives quick access to the tablet.



## Lock and Key system

The TabLock can be fully closed and secured with the unique Lock and Key system. The special feature of this Lock and Key system is that it is completely integrated. Next to that the system is keyed alike, making it easy for the user to secure and open multiple TabLocks with just 1 key.



External cable management



Internal cable management



Lock and Key system





## TabLock® for iPad and Samsung Galaxy Tab

### Key features

- Theft preventing, TabLock is closed with a unique lock and key system and an opening for a Kensington lock (optional)
- Quick and easy opening for demonstration purposes and flexibility
- Internal cable management possible (right angled connector necessary, not included)
- Pin holes for power and volume buttons to prevent unauthorized operation (depending on the model)
- Wifi, 3G/4G and bluetooth functionality is unimpeded
- Portrait or landscape position possible
- VESA 100 x 100 mm mounting holes for mounting the TabLock on all Vogel's VESA compatible mounts
- Direct wall mounting is possible

Check our website for new models

## Universal TabLock®

### Key features

- Prevent theft or misuse of any tablet
- Universal – for tablets of any brand
- Easy to install, lock and unlock
- Excellent end-user experience
- Solid, high-quality build and slimline design
- Automatic tablet centering mechanism
- For tablets with a min. dimension of 236 x 166 x 3 mm and a max. dimension of 285 x 10 mm

TabLock® for iPad



TabLock® for Samsung Galaxy Tab



Universal TabLock®



## PTS 2010 - Universal TabLock®

### Professional enclosure for your tablet

Tablets are a great way to provide information in public spaces, such as retail shops, museums, showrooms and exhibitions. However, they are easy to damage or steal, and there are so many different versions. Vogel's Professional developed the Universal TabLock® enclosure to protect a tablet while still allowing access to the touch screen. Because of the universal design, the Universal TabLock® is perfect for iPads, Galaxy Tabs and any other tablet up to 10 inch.

### Sleek design and high-quality materials

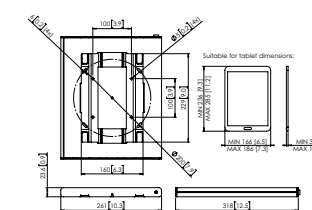

A safe tablet enclosure does not have to be clunky and difficult to use. The sleek design of the Vogel's Universal TabLock® fits in with the high-end image you want to provide for your customers. It is easy to install and use, and does not compromise the user experience. The Universal TabLock® is made of high-quality materials: 3 mm steel and high-end aluminium. The enclosure can be mounted directly to the wall, or to any compatible Vogel's mounts. The top panel closes with a unique push-in lock, securing the tablet and preventing access to the mounting screws.



### Universal TabLock®

#### PTS 2010

For tablets up to 10 inch







# Colour your world


The Universal TabLock is meticulously designed to fit, secure and compliment iPad, Galaxy Tab and most other 10 inch tablets\*. Its sleek design fits with the high-end image you want to express. The beautiful anodized aluminum compliments that image. But truly expressing your brand with a secure tablet enclosure was impossible. Until now.

Vogel's offers four exciting ways to express your brand with the versatile TabLock: branding, wrapping, powder coating and anodizing. Each of these finishes offer a different look and feel. Therefore there is always one which compliments your brands needs desires. With these special treatments of Vogel's Universal TabLock you now have a powerful tool to secure your tablet and express your brand.

### Choose your finish:




**Wrap your world**  
Want to be truly limitless in your expression and achieve a high visual impact of your brand? Choose the versatility of wrapping! The TabLock will be wrapped in an unique custom design specially made for you. Thanks to these full colour visuals it is an impressive way to show your brand to its fullest in every possible context.



**Powder Coat your world**  
A red, white, pink or purple TabLock. It is all possible with powder coating. Thanks to electrostatically applying a colourful powder, the Universal TabLock gets a beautiful fine structure finish. This finish feels extremely durable and is much tougher than conventional paint. This beautiful single colour TabLock will wear your logo with pride.



**Anodize your world**  
Anodizing is the most premium finish Vogel's offers. Thanks to its meticulous multistep process guarantees a luxurious appearance. The possibility of adding your logo on the beautifully coloured aluminum makes sure your brand pops.

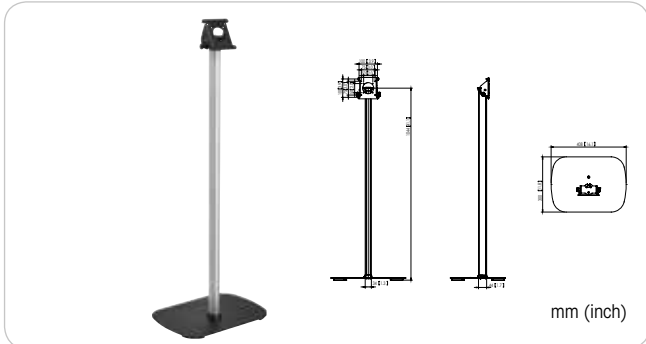


**Brand your world**  
Adding your logo to Vogel's carefully designed Tablock will instantly transform it into a perfect tool to communicate your brand.

**Design your own online**  
[www.colouryourworldwithvogels.com](http://www.colouryourworldwithvogels.com)

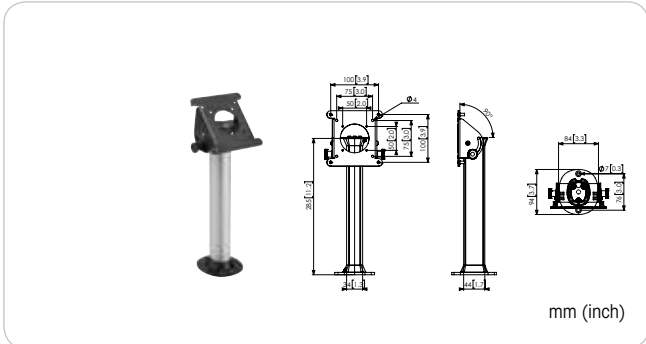
# Accessories

**PTA 3101**  
Floorstand for TabLock®



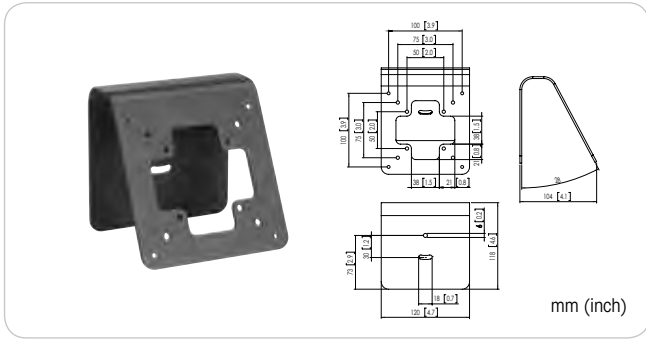
- VESA: 50 x 50, 75 x 75, 100 x 100 mm
- Secure connection between TabLock and floor stand
- Variable tilt angle 0-90°
- Cable management
- Option to secure floor plate to the floor (screw)
- Max. 3 kg
- Also suitable for small interactive displays

**PTA 3102**  
Table stand for TabLock®



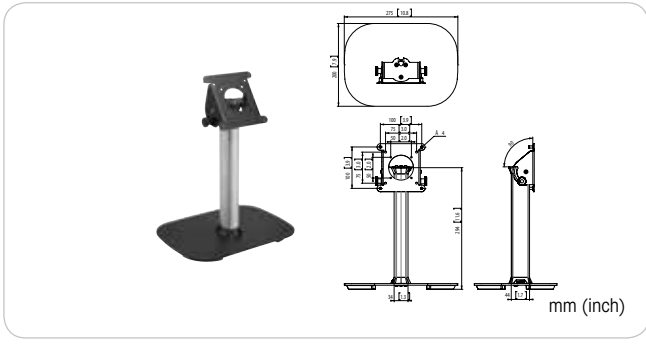
- VESA: 50 x 50, 75 x 75, 100 x 100 mm
- Secure connection between TabLock and table stand
- Variable tilt angle 0-90°
- Cable management
- Max. 3 kg
- Also suitable for small interactive displays

**PTA 3103**  
Wall / table mount for TabLock®



- VESA: 50 x 50, 75 x 75, 100 x 100 mm
- Secure connection between TabLock and table / wall mount
- Can be used for table or wall mounting
- Fixed tilt angle 28°
- Also suitable for small interactive displays

**PTA 3105**  
Table stand with foot plate for TabLock®



- VESA: 50 x 50, 75 x 75, 100 x 100 mm
- Secure connection between TabLock and table stand
- Variable tilt angle
- Cable management
- Max. 3 kg
- Also suitable for small interactive displays



# Vogel's PPL projector lift systems

The PPL ceiling lift systems are the perfect solution for integrating projectors into ceilings in board rooms, home cinemas, auditoriums and conference halls. Not only is the projector neatly hidden, it is also theft delaying.

The lifts run whisper quiet and offer two very easy and accurate adjustable positions: top and show. Having an adjustable top position has the advantage that the ceiling finishing kit can be perfectly aligned. And in some cases it is not needed to create a construction to fill up the internal spacing between structural and false ceiling. The movement of the PPL lift systems is done by a very reliable, accurate motor that moves the lift with an accuracy of less than one millimeter.

Key features of the projector lifts




- Durable
- Product price ratio
- Easy to install
- Easy to control
- Light weight and solid construction



# Projector ceiling lift systems

PPL 2035  
Projector Lift system



 MAX.	400 x 450 mm
 MAX.	15 kg / 33 lbs
	

- Drop distance: 35 cm
- Dimensions lift closed: 575 x 130 x 554 mm (W x D x H)
- Max. projector size: 400 x 450 mm
- Max. weight load: 15 kg
- Positions: up and down (adjustable)
- Voltage: 220-230 V 50Hz or 120 V 60 Hz

- Accessories included:
- Universal projector adapter
  - Up/down wall switch

PPL 2100  
Projector Lift system






	570 x 600 mm
	30 kg / 66 lbs

- Drop distance: 81,5 cm
- Dimensions lift closed: 575 x 155 x 554 mm (W x D x H)
- Max. projector size: 570 x 600 mm
- Max. weight load: 30 kg
- Positions: up and down (adjustable)
- Voltage: 220-230 V 50Hz or 120 V 60 Hz

- Accessories included:
- Universal projector adapter
  - Up/down wall switch
  - Cable chain guide

PPL 2170  
Projector Lift system



 MAX.	570 x 600 mm
 MAX.	30 kg / 66 lbs
	

- Drop distance: 172 cm
- Dimensions lift closed: 575 x 255 x 554 mm (W x D x H)
- Max. projector size: 570 x 600 mm
- Max. weight load: 30 kg
- Positions: up and down (adjustable)
- Voltage: 220-230 V 50Hz or 120 V 60 Hz

- Accessories included:
- Universal projector adapter
  - Up/down wall switch
  - Cable chain guide

PPL 2500  
Projector Lift system



	798 x 705 x 890 mm
	70 kg / 154 lbs

- Drop distance: 500 cm
- Dimensions lift closed: 798 x 705 x 890 mm (W x D x H)
- Max. projector size: 570 x 600 mm
- Max. weight load: 70 kg
- Positions: up, down and service (adjustable)
- Voltage: 220-230 V 50Hz

- Accessories included:
- Universal projector adapter
  - RF remote control
  - Cable chain guide





# Accessories

**PPA 901**  
Ceiling tile holder



- For ceiling grids 600 x 600 mm
- Aluminium RAL 9010
- Not compatible with PPL 2500

**PPA 902**  
RF remote control kit



- RF remote transmitter
- Not compatible with PPL 2500

**PPA 903**  
Control pad for RF remote control kit



- Optional control pad for PPA 902
- RF remote
- Not compatible with PPL 2500

**PPA 904**  
Low voltage contact



- Low voltage switcher
- 230 V of 120 V
- Not compatible with PPL 2500

**PPA 905**  
Interface switch 12 V



- 12 V switcher
- Input via 3,5 mm jack
- 230 V and 120 V
- Not compatible with PPL 2500

**PPA 906**  
Smart box for PPL 2500





- Low voltage switcher
- RF controlled
- For dedicated use with PPL 2500 only

# Projector mounts

Vogel's Professional offers a complete range of projector ceiling mounts. These projector mounts are especially designed for the latest generation projectors weighing up to 30 kg. The range includes basic projector ceiling mounts and height adjustable kits with telescopic poles.

**Universal projector interface**  
All mounts come with a universal projector interface. This projector interface is equipped with fine tune adjustability for precise alignment to the projection surface. Once aligned, the projector stays in position. Turning the unique friction ring (patent pending) will eliminate all play from the interface connections, making the mount a solid and very stable solution.

**Height adjustable projector ceiling mount kits**  
The height adjustable projector ceiling mount kits can be used when the height of the ceiling is not known or when flexibility is wanted. These mounts come in 3 lengths offering variable height adjustment from 400 to 1350 mm. This range of projector ceiling mounts is suitable for mounting on flat and inclined ceilings up to 90°. The CIS® Cable Inlay System runs the full length of the pole and even allows for cable routing after installation. This CIS® offers sufficient space for all cables required and enables you to hide all the cables in a matter of seconds.



Friction ring to eliminate all play

Height adjustable

CIS® Cables can be inserted over full length after installation

Fine tune tilt and roll adjustment. Tilt and roll +/- 15°

Mounted directly to ceiling

Mounted to Connect-it Basic pole

**Projector ceiling mounts**  
These mounts can be installed directly to the ceiling or they can be used with a Connect-it Basic pole in case of higher ceilings.

**Key features:**

- Fine tune adjustment on tilt and roll
- Unique friction ring to eliminate all play
- Locking in all directions
- Cable Inlay System
  - Over full length of kit
  - Cables can be inserted after installation
  - Sufficient cable inlay (max. 8 x Ø 7 mm cable)
- Special anti theft screws



Projector ceiling mounts



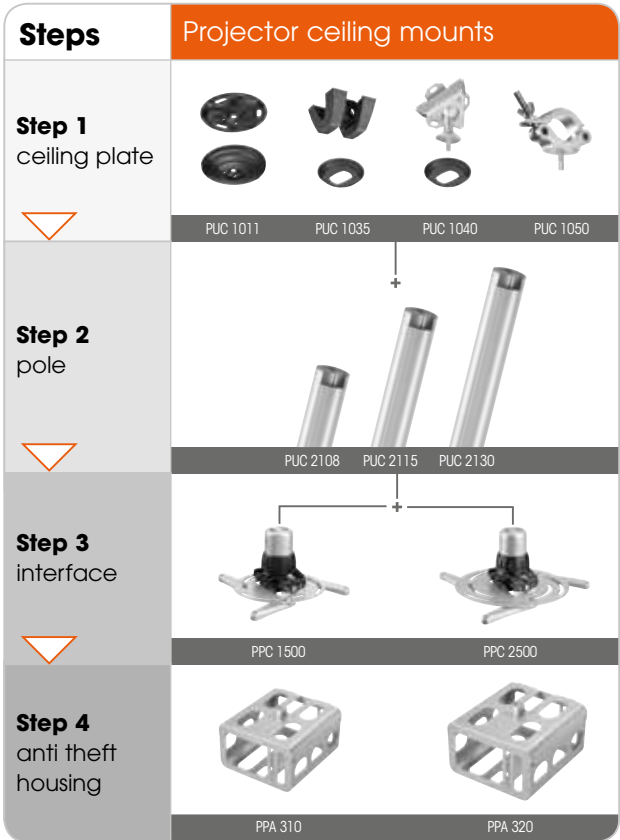
Anti theft housing

Vogel's Professional offers a range of projector anti theft housings for the PPC 15xx and PPC 25xx Series projector mounts. The PPA 310 is an anti theft housing for small-medium sized projectors, while the PPA 320 is designed for the bigger sized projectors. Both offer maximum protection to projectors in schools and public environments.

The projector housings are designed to prevent theft of mounted projectors and fit on our modular PUC 21xx ceiling poles. The design makes it possible to mount the housing directly to the ceiling. The housings are designed in such a way that servicing the projector is quick and easy. Large openings on the top and bottom of the housing allow easy access to the projector for service and maintenance. Large ventilation openings offer sufficient cooling to prevent the projector from overheating. After installing the projector to the ceiling it can be aligned. After final alignment the housing can be closed with special anti theft screws. Additionally a padlock and/or a bolt-nut can be added for double security.



- Key features:**
- Heavy-duty steel housing
  - Use in combination with ceiling plate, PUC 21xx pole and PPC 1500 or PPC 2500
  - Easy installation and access for maintenance
  - Can be mounted directly to the ceiling



Modular projector ceiling mounts


PUC 1011 Ceiling plate	PUC 1035 Ceiling plate	PUC 1040 Ceiling plate
MAX. 30 kg / 66 lbs	30 kg / 66 lbs	30 kg / 66 lbs
<ul style="list-style-type: none"><li>• Ceiling plate suitable for flat ceilings</li></ul>	<ul style="list-style-type: none"><li>• Ceiling plate suitable for inclined and flat ceilings</li><li>• Tilt up to 90°</li><li>• Cover included for false ceilings</li></ul>	<ul style="list-style-type: none"><li>• Ceiling plate suitable for inclined and flat ceilings</li><li>• Ball joint, multi directional</li></ul>



Modular projector ceiling mounts


PUC 1050

Truss adapter

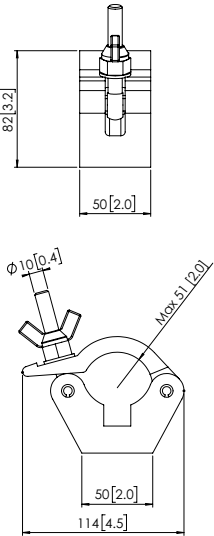


MAX.

30 kg / 66 lbs




- Adapter for attaching poles to 51 mm truss systems



mm (inch)


PUC 2108 / 2115 / 2130

Basic poles

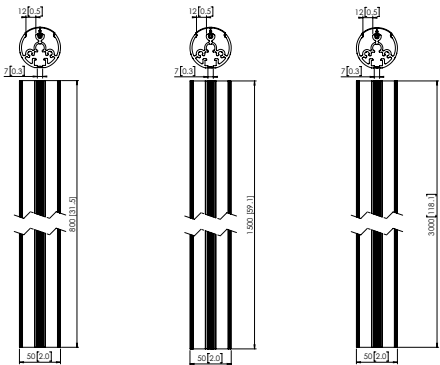


MAX.

30 kg / 66 lbs



- Poles PUC 21xx Series in 3 different lengths:
  - PUC 2108 (80 cm),
  - PUC 2115 (150 cm),
  - PUC 2130 (300 cm)
- Double cable management, CIS®
- Aluminium, easy to cut to length
- Can be combined with PPC 1500 / 2500 or with PFI 3010 / 3020 / 3035 display interface (see schedule pages 10-11)




mm (inch)

Modular projector ceiling mounts


PPC 1500

Projector ceiling mount

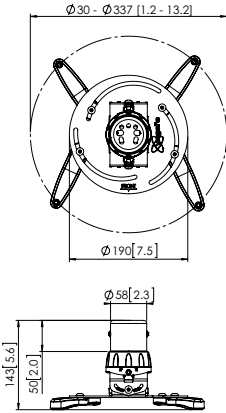


MAX.

15 kg / 33 lbs




- Range Ø 30-337 mm
- +/- 15° adjustability on tilt and roll
- Fine tune adjustability
- Special anti theft screws
- Including 4 metal mounting arms
- Easy servicing with secure click in/out mechanism
- Easy mounting
- Can be mounted directly to ceiling
- Unique friction ring to eliminate all play (patent pending)



mm (inch)


PPC 2500

Projector ceiling mount

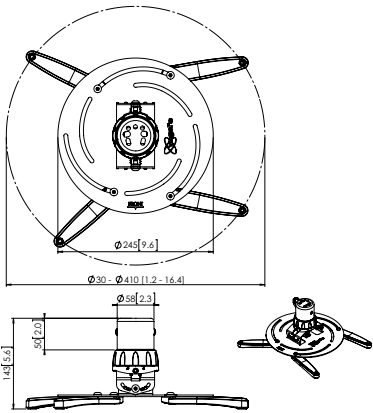


MAX.

30 kg / 66 lbs



- Range Ø 30-410 mm
- +/- 15° adjustability on tilt and roll
- Fine tune adjustability
- Special anti theft screws
- Including 4 metal mounting arms
- Easy servicing with secure click in/out mechanism
- Easy mounting
- Can be mounted directly to ceiling
- Unique friction ring to eliminate all play (patent pending)




mm (inch)





Modular projector ceiling mounts



PPA 310

Projector anti theft housing

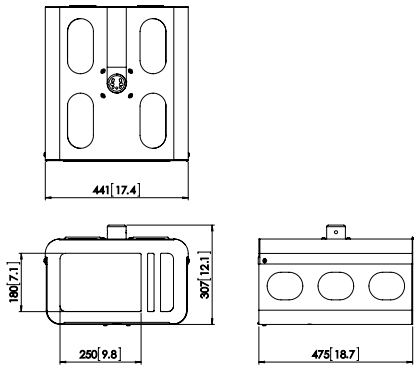


 410 x 410 x 130 mm

 MAX. -


- Heavy-duty steel housing
- Use in combination with ceiling plate, PUC 21xx poles and projector ceiling mount (PPC 1500 / PPC 2500)
- Easy installation and access for maintenance
- Can be mounted directly to the ceiling
- Max. projector size 410 x 410 x 130 mm (W x D x H)





mm (inch)



PPA 320

Projector anti theft housing

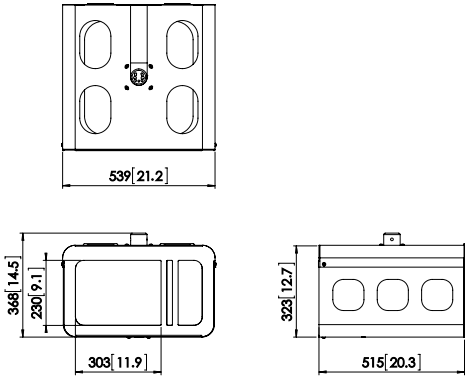


 510 x 460 x 180 mm

 MAX. -

- Heavy-duty steel housing
- Use in combination with ceiling plate, PUC 21xx poles and projector ceiling mount (PPC 1500 / PPC 2500)
- Easy installation and access for maintenance
- Can be mounted directly to the ceiling
- Max. projector size 510 x 460 x 180 mm (W x D x H)





mm (inch)


Projector ceiling mounts



PPC 1540

Projector ceiling mount

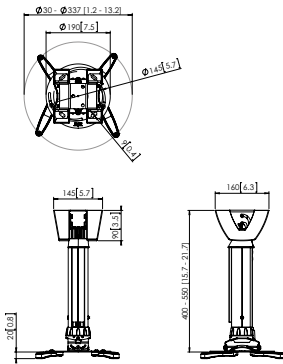


 30-337 mm

 MAX. 15 kg / 33 lbs


- Range Ø 30 - 337 mm
- Height adjustable, 400 - 550 mm
- CIS® Cable Inlay System
- +/- 15° adjustability on tilt and roll
- Fine tune adjustability
- Special anti theft screws
- Including 4 metal mounting arms
- Easy servicing with secure click in/out mechanism
- Easy mounting
- Unique friction ring to eliminate all play (patent pending)
- Special ceiling plate for flat and sloping ceiling





mm (inch)



PPC 1555

Projector ceiling mount

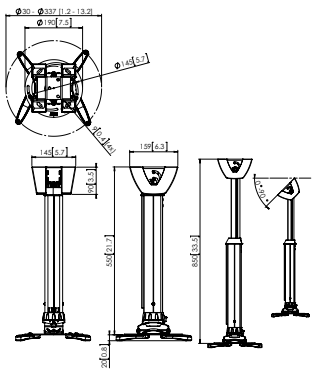


 30-337 mm

 MAX. 15 kg / 33 lbs


- Range Ø 30 - 337 mm
- Height adjustable, 550 - 850 mm
- CIS® Cable Inlay System
- +/- 15° adjustability on tilt and roll
- Fine tune adjustability
- Special anti theft screws
- Including 4 metal mounting arms
- Easy servicing with secure click in/out mechanism
- Easy mounting
- Unique friction ring to eliminate all play (patent pending)
- Special ceiling plate for flat and sloping ceiling





mm (inch)



PPC 1585

Projector ceiling mount

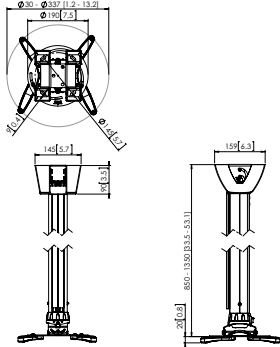


 30-337 mm

 MAX. 15 kg / 33 lbs

- Range Ø 30 - 337 mm
- Height adjustable, 850 - 1350 mm
- CIS® Cable Inlay System
- +/- 15° adjustability on tilt and roll
- Fine tune adjustability
- Special anti theft screws
- Including 4 metal mounting arms
- Easy servicing with secure click in/out mechanism
- Easy mounting
- Unique friction ring to eliminate all play (patent pending)
- Special ceiling plate for flat and sloping ceiling



mm (inch)



## Article index

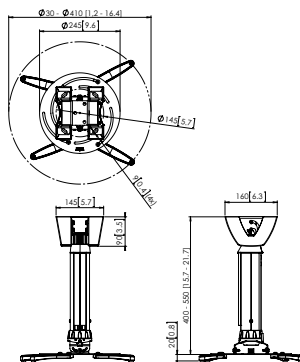
### Projector ceiling mount

 30-410 mm

 MAX. 30 kg / 66 lbs



- Range Ø 30 - 410 mm
- Height adjustable, 400 - 550 mm
- CIS® Cable Inlay System
- +/- 15° adjustability on tilt and roll
- Fine tune adjustability
- Special anti theft screws
- Including 4 metal mounting arms
- Easy servicing with secure click in/out mechanism
- Easy mounting
- Unique friction ring to eliminate all play (patent pending)
- Special ceiling plate for flat and sloping ceiling



mm (inch)

### Projector ceiling mount

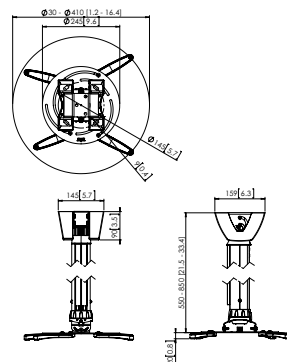


30-410 mm

30 kg / 66 lbs



- Range Ø 30 - 410 mm
- Height adjustable, 550 - 850 mm
- CIS® Cable Inlay System
- +/- 15° adjustability on tilt and roll
- Fine tune adjustability
- Special anti theft screws
- Including 4 metal mounting arms
- Easy servicing with secure click in/out mechanism
- Easy mounting
- Unique friction ring to eliminate all play (patent pending)
- Special ceiling plate for flat and sloping ceiling



mm (inch)

### Projector ceiling mount

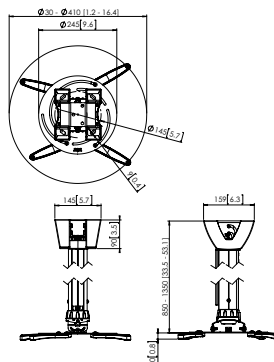


30-410 mm

30 kg / 66 lbs



- Range Ø 30 - 410 mm
- Height adjustable, 850 - 1350 mm
- CIS® Cable Inlay System
- +/- 15° adjustability on tilt and roll
- Fine tune adjustability
- Special anti theft screws
- Including 4 metal mounting arms
- Easy servicing with secure click in/out mechanism
- Easy mounting
- Unique friction ring to eliminate all play (patent pending)
- Special ceiling plate for flat and sloping ceiling

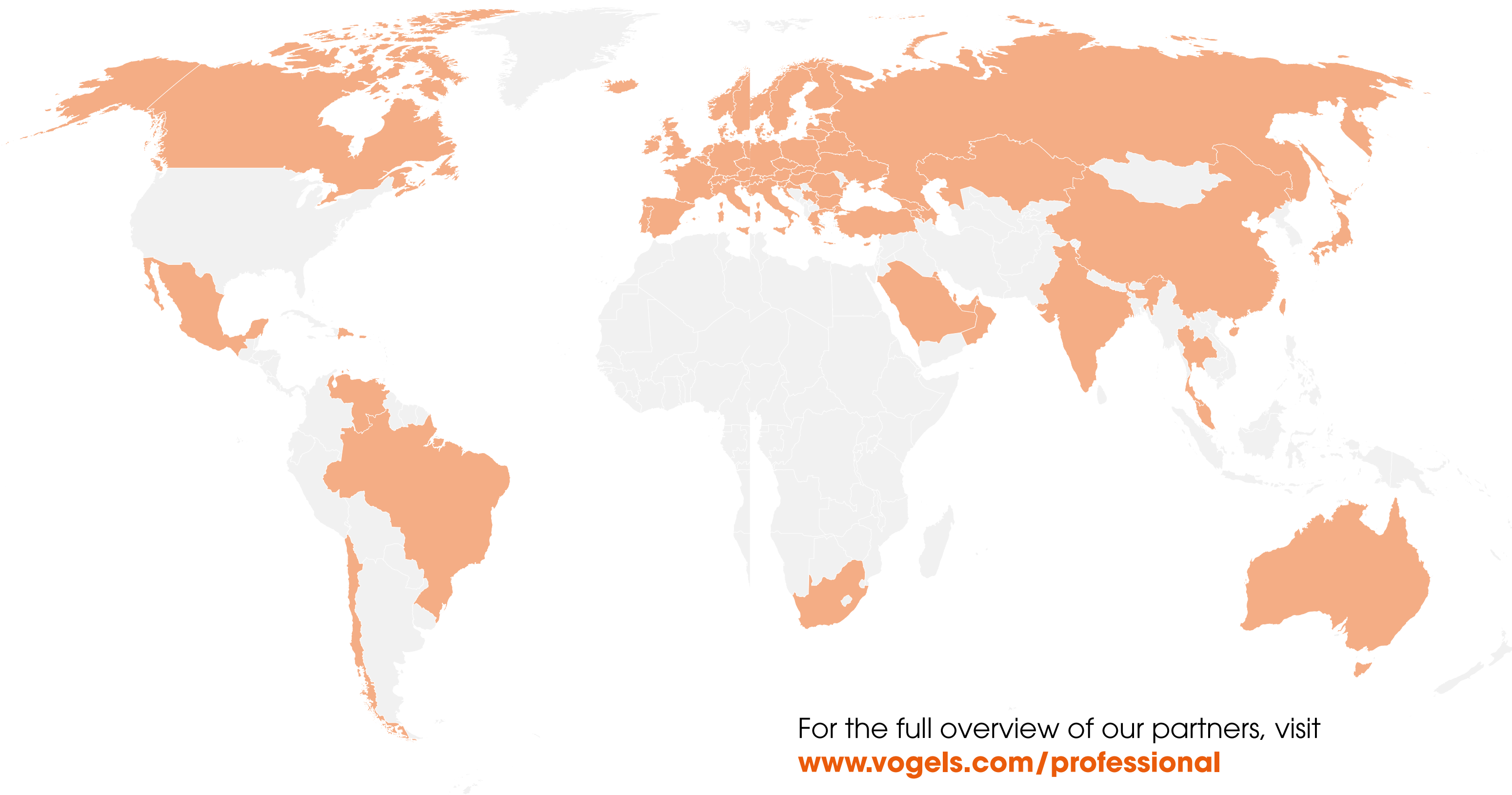


mm (inch)

Type nr.	Page	Type nr.	Page	Type nr.	Page	Type nr.	Page	Type nr.	Page
C0844	13	PFA 9101	22	PFF 7050	79	PFW 6855	46	PUA 9505	24
C1544	13	PFA 9102	108	PFF 7060	79	PFW 6870	57	PUA 9506	24
C3044	13	PFA 9103	22	PFF 7920	86	PFW 6875	57	PUA 9507	25, 83
CD1564	13	PFA 9104	22, 82	PFF 7960	87	PFW 6880	57	PUC 1011	14, 119
CD1584	13	PFA 9105	23	PFF 9130	86	PFW 6885	57	PUC 1030	14
CD3064	13	PFA 9106	23	PFFE 7131	70	PFW 6910	54	PUC 1035	14, 119
CD3084	13	PFA 9107	23	PFI 3010	19	PFW 910	37	PUC 1040	15, 119
CT0844	13	PFA 9108	23	PFI 3020	19	PFW 920	37	PUC 1050	15, 120
CT1544	13	PFA 9109	23	PFI 3025	19	PFW 930	37	PUC 1060	16
CT3044	13	PFA 9112	83	PFS 3204	21, 81	PFW 950	38	PUC 1065	16
EFC 6215	12	PFA 9113	83	PFS 3208	21, 81	PFW 952	38	PUC 1070	16
F1544	76	PFA 9114	82	PFS 3302	21, 81	PFWE 7150	64	PUC 1080	17
F1844	76	PFA 9115	25, 83	PFS 3304	21, 81	PLA 8105	61	PUC 1090	17
F2044	76	PFA 9116	25, 83	PFS 3306	21, 81	PLA 8106	61	PUC 1910	87
FAU 3125	30, 104	PFA 9117	64	PFS 3308	21, 81	PLA 8108	61	PUC 2108	18, 120
FAU 3150	30, 104	PFA 9118	66	PFS 3504	21, 35, 81, 88	PLA 8110	61	PUC 2115	18, 120
FAU-D	30, 104	PFA 9119	66	PFS 3508	21, 35, 81, 88	PLA 82XX	61	PUC 2130	18, 120
FD1564	76	PFA 9120	25	PFT 2515	100	PLA 83XX	61	PUC 2308	18
FD1584	76	PFA 9121	25	PFT 2520	100	PLA 8901	60	PUC 2315	18
FD1864	76	PFA 9122	35	PFT 8520	80	PLM 8030	60	PUC 2330	18
FD1884	76	PFA 9123	22	PFT 8525	71	PLS 8001	60	PUC 2508	18
FD2064	76	PFA 9124	82	PFT 8530	80	PMA 7901	63	PUC 2515	18
FD2084	76	PFA 9125	108	PFT 8920	86	PMW 7014	63	PUC 2530	18
FE 3164	72	PFA 9126	22	PSTE 7111	66	PMW 7038	63	PUC 2715	81
FM1544	75	PFA 9127	25, 83	PSTE 7112	66	PPA 310	122	PUC 2718	81
FM1844	75	PFA 9129	86	PSTE 7121	69	PPA 320	122	PUC 2720	81
FM2044	75	PFA 9131	89	PFW 2020	40	PPA 901	116	PUC 2920	88
FME 3164	72	PFA 9132	87	PFW 2030	40	PPA 902	116	PUC 2927	88
FVW 2255	90	PFA 9133	89	PFW 2040	40	PPA 903	116	PUC 2933	88
FVW 3347	90	PFA 9134	71	PFW 3030	42	PPA 904	116	PVA 4307	98
FVW 3355	90	PFB 3402	20, 34, 81 88	PFW 3040	42	PPA 905	116	PVA 4310	98
NEXT 7345	43	PFB 3405	20, 34, 81 88	PFW 4200	48	PPA 906	116	PVA 4316	98
NEXT 7355	43	PFB 3407	20, 34, 81 88	PFW 4210	48	PPC 1500	121	PVA 5050	82
PB 050	105	PFB 3409	20, 34, 81 88	PFW 4500	49	PPC 1540	123	PVA 5070	82
PB 150	105	PFB 3411	20, 34, 81 88	PFW 4510	49	PPC 1555	123	PVF 4112	93
PB 175	105	PFB 3419	20, 34, 88	PFW 4700	50	PPC 1585	123	T1544	77
PFA 9001	29, 103	PFB 3427	20, 34, 88	PFW 4710	50	PPC 2500	121	T1844	77
PFA 9002	29, 103	PFB 3433	20, 34, 88	PFW 5808	55	PPC 2540	124	T2044	77
PFA 9003	28	PFC 555	26	PFW 5810	55	PPC 2555	124	TD1564	77
PFA 9004	28	PFC 585	26	PFW 5814	55	PPC 2585	124	TD1584	77
PFA 9006	31	PFD 8522	107	PFW 5870	56	PPL 2035	115	TD1864	77
PFA 9008	31	PFD 8523	107	PFW 5908	55	PPL 2100	115	TD1884	77
PFA 9010	28	PFD 8541	108	PFW 5909	55	PPL 2170	115	TD2064	77
PFA 9011	102	PFD 8543	108	PFW 5914	55	PPL 2500	115	TD2084	77
PFA 9015	28	PFF 1550	102	PFW 6400	52	PTA 3101	113	TE 1164	67
PFA 9016	28	PFF 1570	102	PFW 6410	52	PTA 3102	113	TE 1264	67
PFA 9030	29, 104	PFF 2420	100	PFW 6800	53	PTA 3103	113	TE 3164	72
PFA 9031	38	PFF 5100	96	PFW 6810	53	PTA 3105	113	TWW 2255	91
PFA 9033	101	PFF 5211	96	PFW 6815	53	PTS 2010	111	TWW 3347	91
PFA 9034	101	PFF 7020	78	PFW 6850	45	PUA 9501	24	TWW 3355	91
PFA 9038	103	PFF 7025	71	PFW 6851	45	PUA 9502	24	WE 5064	67
PFA 9052	101	PFF 7030	78	PFW 6852	45	PUA 9503	24		
PFA 9100	22	PFF 7040	79	PFW 6854	46	PUA 9504	24		




# Vogel's nso's and business partners



For the full overview of our partners, visit  
**[www.vogels.com/professional](http://www.vogels.com/professional)**





Mounting solutions for displays, tablets and projectors.

**[vogels.com/professional](https://vogels.com/professional)**